

Petersfels, Lkr. Konstanz. Modellhaftes Nord-Süd-Profil von der Höhle zum Talgrund mit Angabe der Schichtenfolgen.



Petersfels, Lkr. Konstanz. Zusammengesetzte Sedimentbrüche an Grundformen und sedimentär entstandene Späne. 1–7,9: M. 1:2; 8: M. 1:3.



1



2



3



4




5




6



7



8




9



10




11



Petersfels, Lkr. Konstanz. Geschosspitzen mit Linienverzierung. M. 1:1.



Petersfels, Lkr. Konstanz. Geschosspitzen aus Transversalsegmenten. M. 1:1.



Petersfels, Lkr. Konstanz. Plastisch verzierte Geschosspitzen. M. 1:1.

raclage en diablo



1

Doppelkerbe



2

Doppelkerbe



3

Wiederzurichtung



4

Wiederzurichtung



5

Meißel



8

raclage en diablo







6

Wiederzurichtung



7





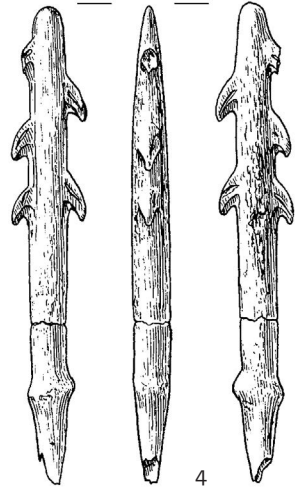
1



2



3



4



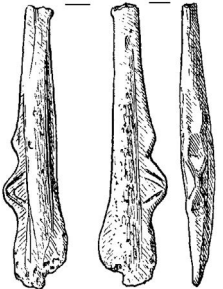
5



6



7



8



9



10



11



12





1



2



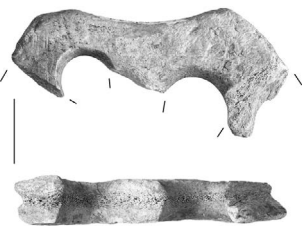
3



4



5



6

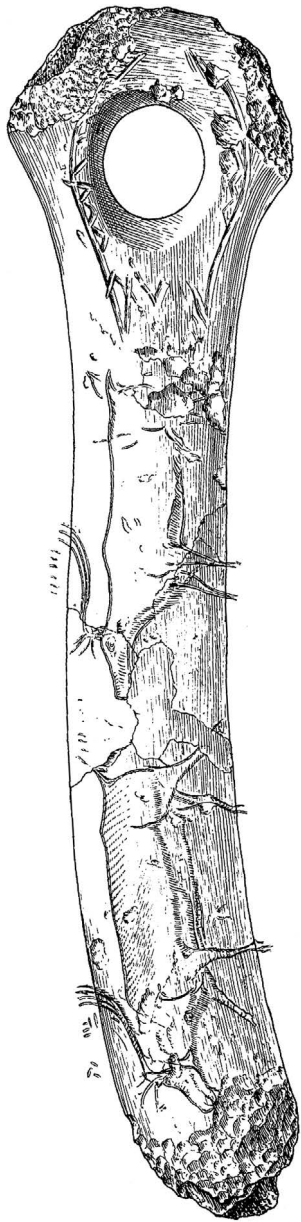


7

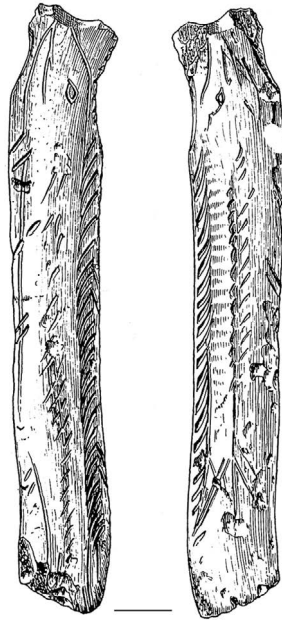


8





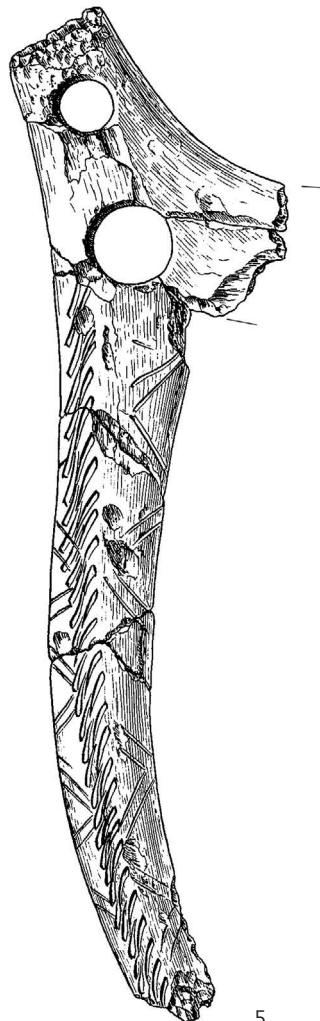
1



2a



2b



5



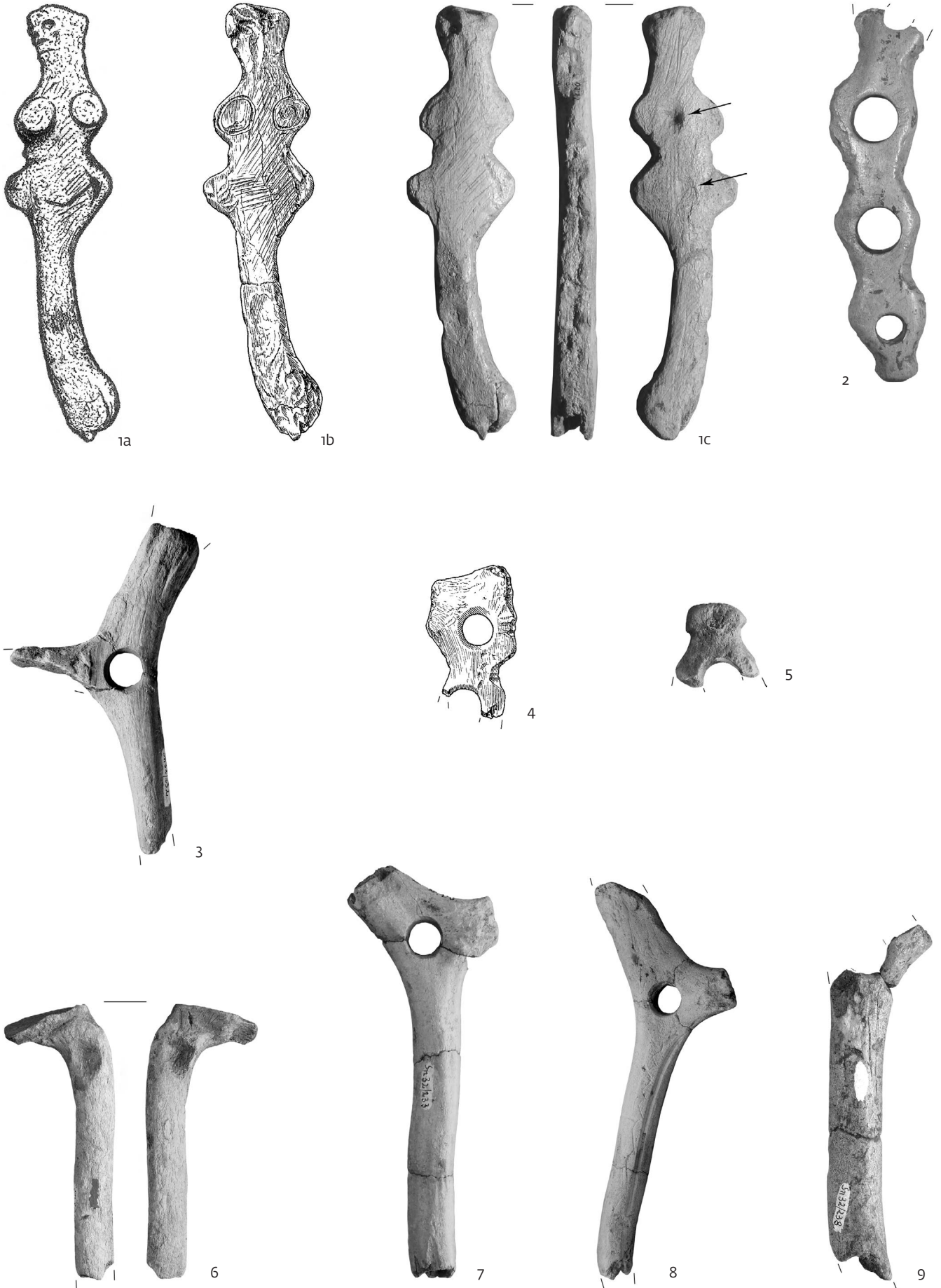
3




4




6









Nutzung als Nadelkern (1) – 1 Rille (2) – Halbierung (3)



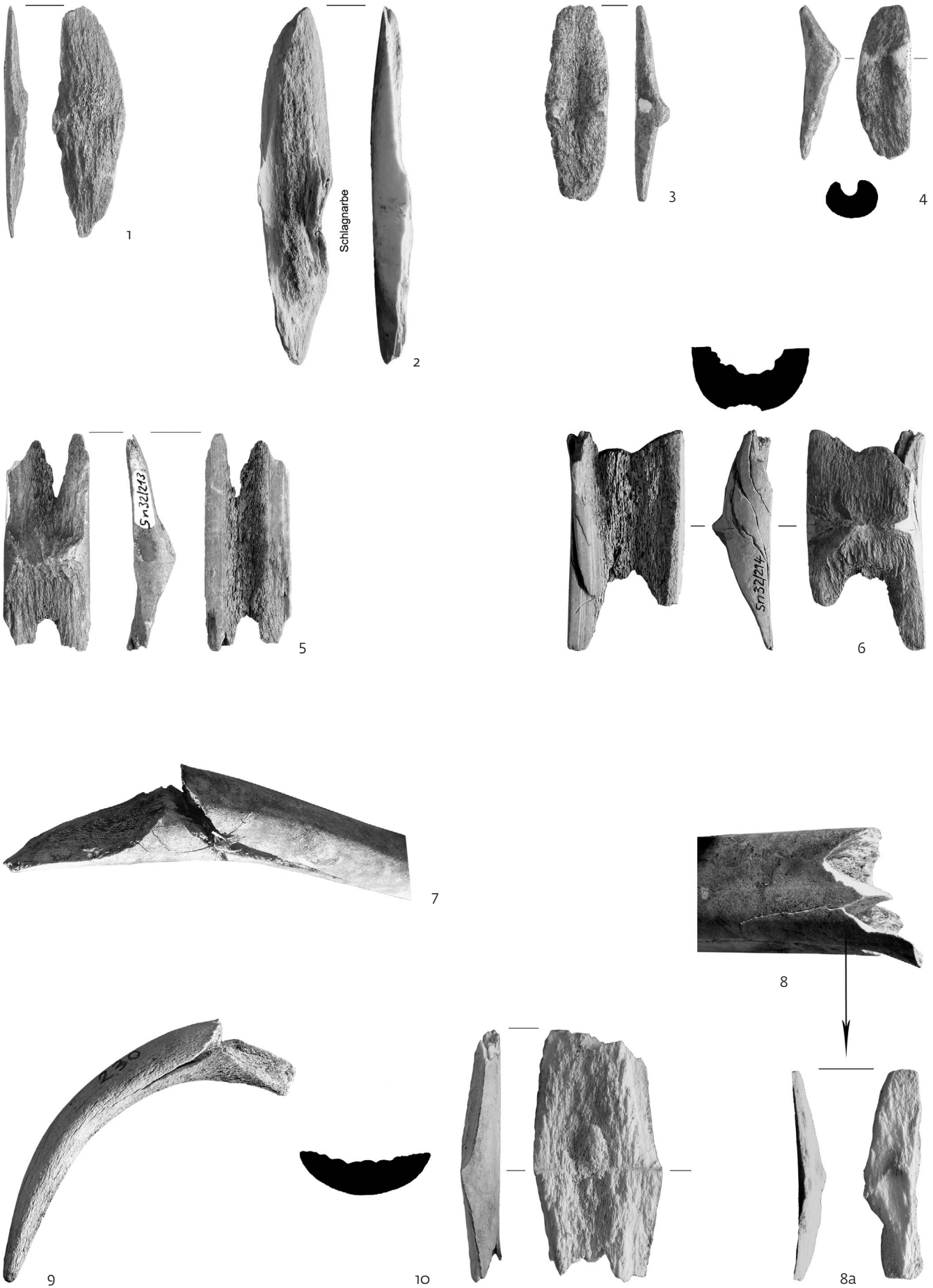
2



3



4

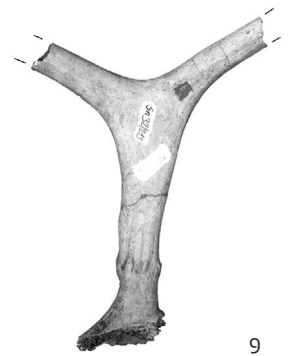



Petersfels, Lkr. Konstanz. Dreieckige Bruchkeile und éclats. 2.8.10: experimentelle Repliken; Nr. 7.9: intravital entstandene Belege aus Westgrönland. M. 2:3.

Abbruch
distaler Teil



Abbruch
Stange





Abbruch von Basis

1



2



3

Abbruch vom terminalen Teil

Abbruch von Stange



4

Abbruch von Stange



5

Abbruch vom terminalen Teil



6



7

Abbruch vom terminalen Teil



8

Abbruch vom terminalen Teil

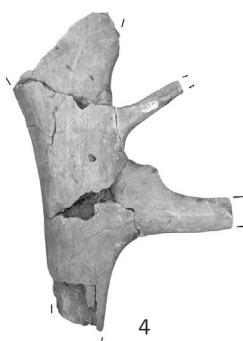
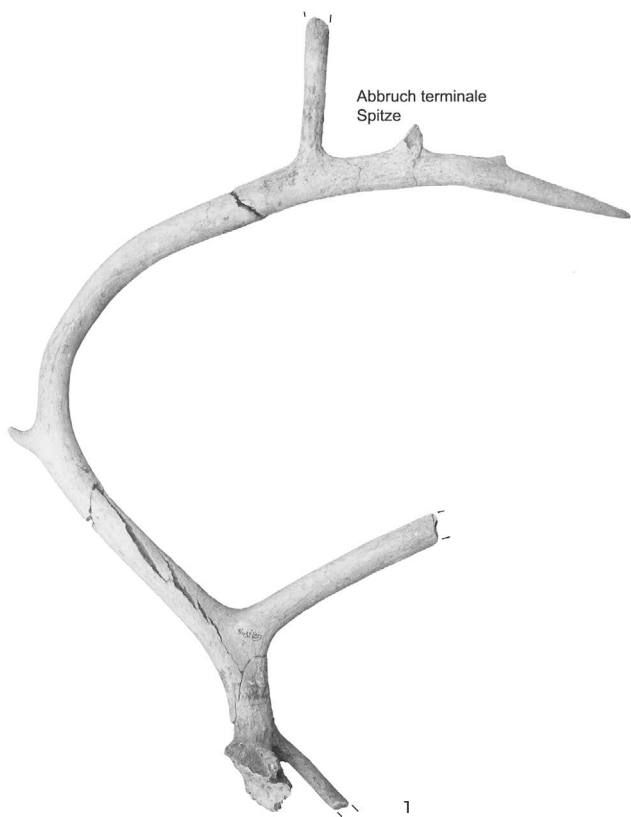


9


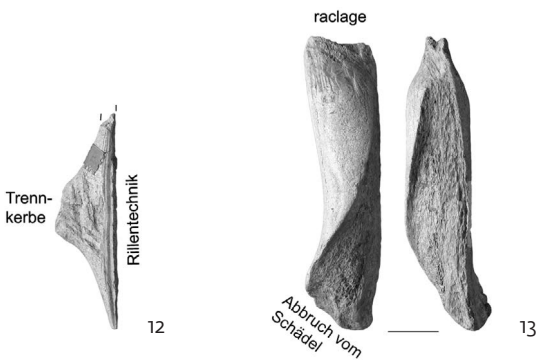




Abbruch vom terminalen Teil

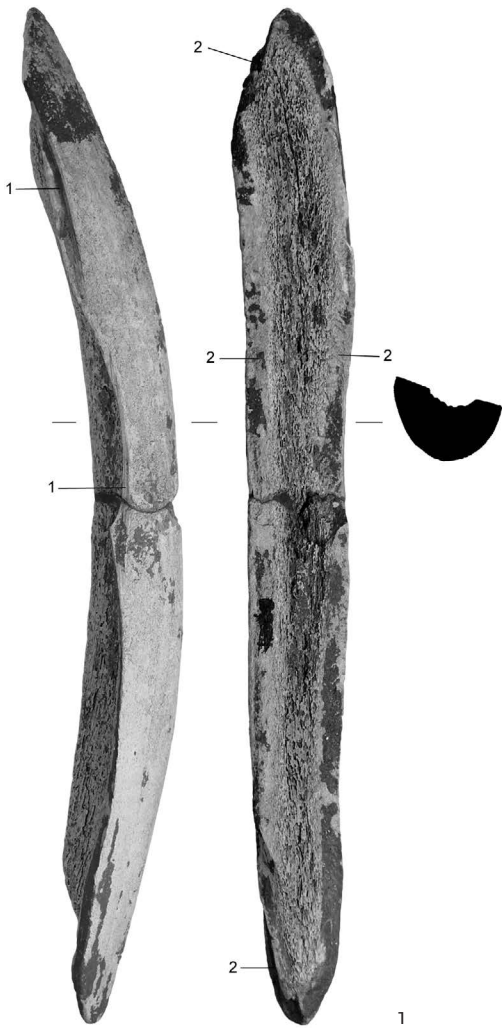


10

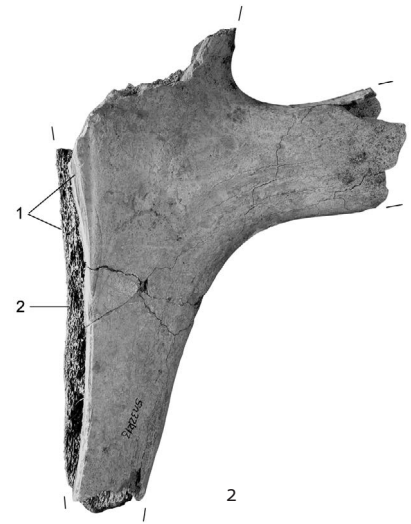




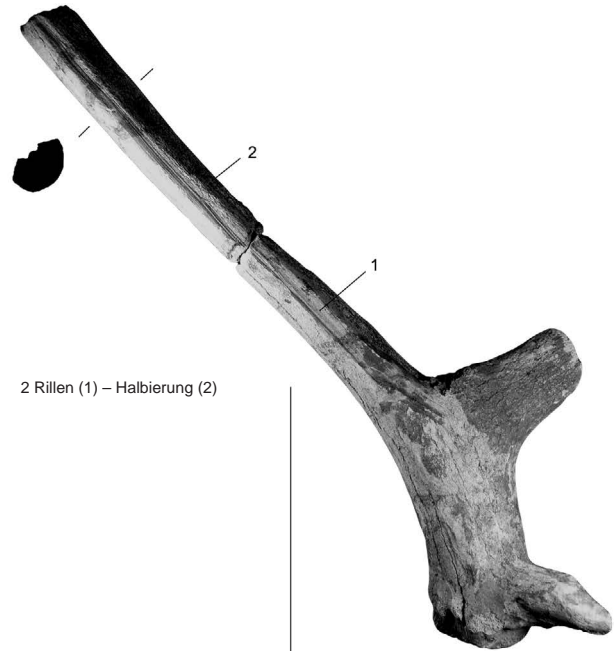





2 Rillen (1) – Abspaltung von der Stange (2)



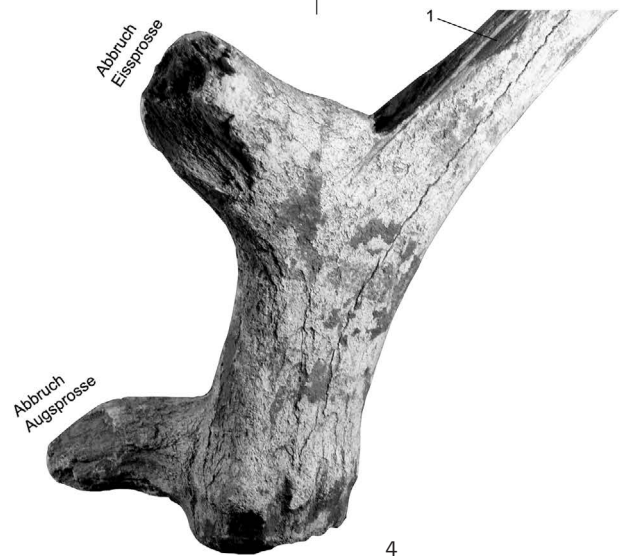
2 Rillen (1) – Halbierung (2)



2 Rillen (1) – Halbierung (2)



2 Rillen (1) – Halbierung (2)
– Trennkerbe (3) – Bruch (4)



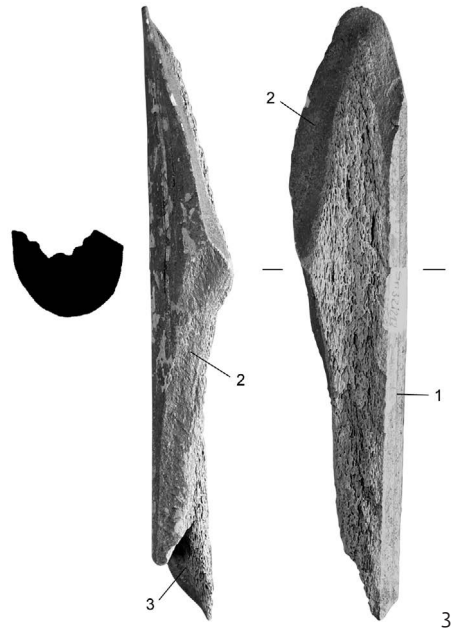
4



Trennkerbe (1) – Bruch (2) – 2 Rillen (3)
– Halbierung (4)




2 Rillen (1) – Abtrennung von der Stange (2)




1 Rille (1) – Halbierung (2) – Bruch (3)




2 Rillen (1) – Halbierung (2)



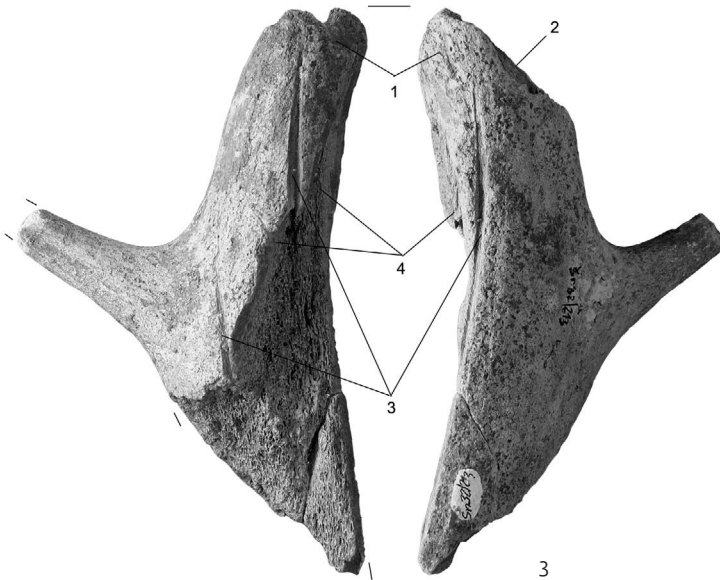
Trennkerbe (1) – Bruch (2) – 1 Rille (3)
– Halbierung (4)



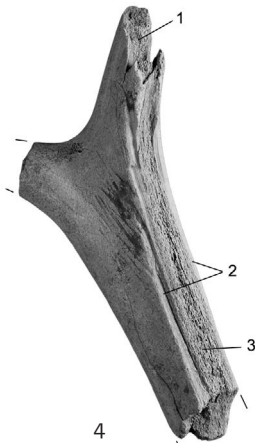
1 Rille (1) – Halbierung (2) – 1 Rille (3) – Entnahme von 1 Span (4)




2a 1 Rille (1) – Halbierung (2) – 1 Rille (3) – Entnahme von 1 Span (4) 2b modellhafte Aufpassung eines Spanrests



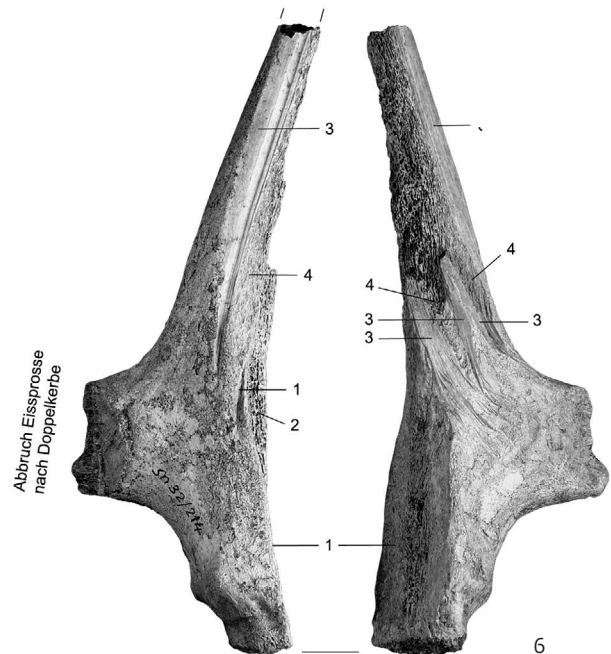
Trennkerbe (1) – Abbrechen des Distalendes (2) – 3 Rillen (3) – Entnahme von 2 Spänen (4)




4 Abbruch dist. Teil (1) – 2 Rillen (2) – Entnahme von 1 Span (3)



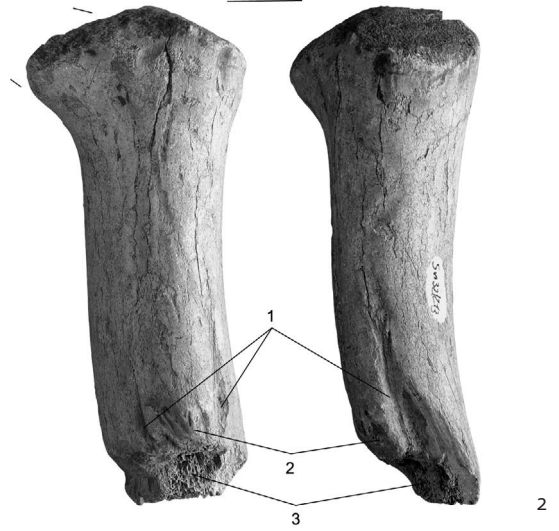
5 2 Rillen (1) – Trennkerbe (2) – Entnahme von 1 Span (3)



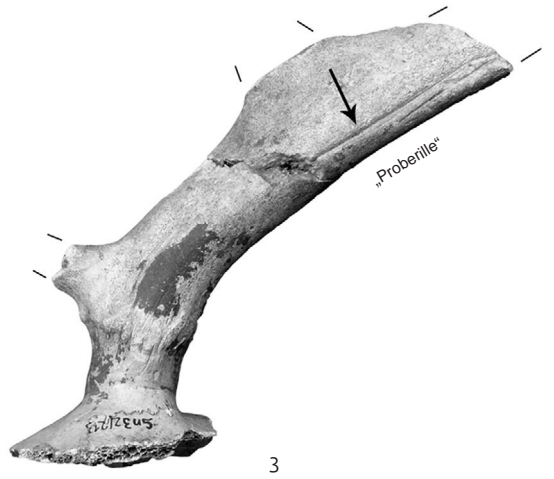
6 1 Rille (1) – Halbierung (2) – 5 Rillen (3) – Entnahme von 3 Spänen (4)





Rillentechnik (1) – Abbruch Distalende (2)




2 Rillen (1) – Trennkerbe (2) – Abbrechen des proximalen Teils/Entnahme von 1 Span (3)



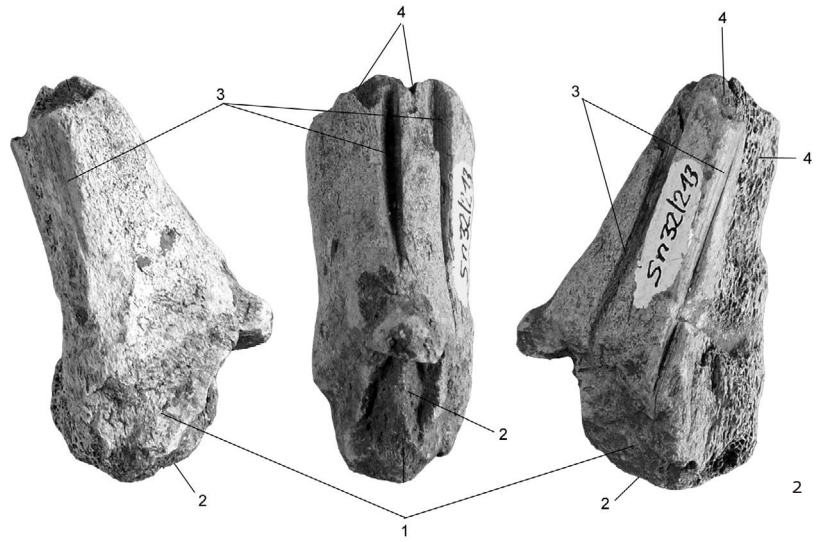
Ringkerbe (1) – Abbruch Basis (2)
– 2 Rillen (3) – Spanentnahme (4)



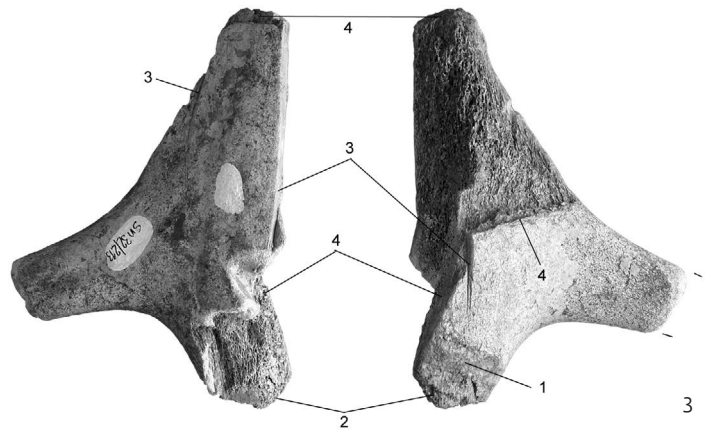
Bruch (1) – 2 Rillen (2)
– Spanentnahme (3)




2 Rillen (1) – Entnahme von 1 Span (2) – Bruch (3)



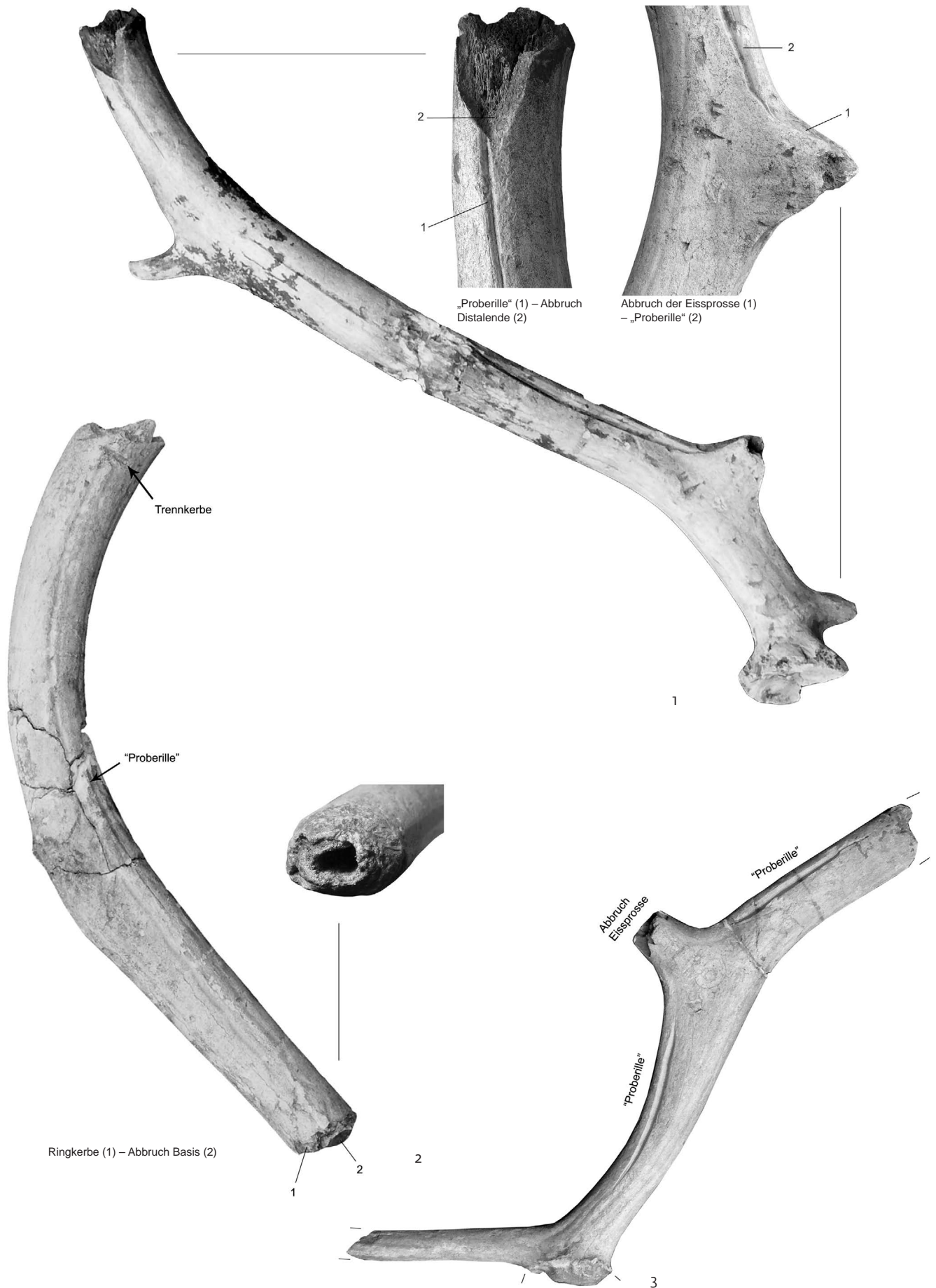
Doppelte Trennkerbe (1) – Abbrechen der Basis (2) – 4 Rillen (3) – Entnahme von 3 Spänen (4)




Trennkerbe (1) – Abbrechen der Basis (2) – 3 Rillen (3) – Entnahme von 2 Spänen (4)




3 Rillen (1) – Trennkerbe (2) – Entnahme von 2 Spänen/Abbrechen des proximalen Teils (3)







Längsbruchfläche (1) – 1 Rille (2) –
Trennkerbe (3) – Lösen aus Matrize (4)




Längsbruchfläche (1) – 1 Rille (2) –
Trennkerbe (3) – Lösen aus Matrize (4)



Längsbruchfläche (1) – 1 Rille (2) –
Lösen aus Matrize (3)




Längsbruchfläche (1) – 1 Rille (2) –
Lösen aus Matrize (3)



2 Rillen (1) – Lösen aus Matrize (2)




2 Rillen (1) – Lösen aus Matrize (2)




2 Rillen (1) – Lösen aus Matrize (2)




Längsbruchfläche (1) – 1 Rille (2)



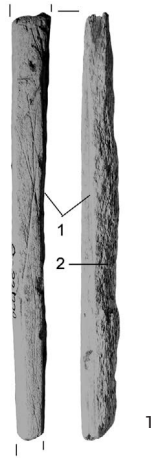
2 Rillen (1) – Lösen aus Matrize (2)




2 Rillen (1) – Trennkerbe (2) –
Lösen aus Matrize (3)




2 Rillen (1) – Lösen aus Matrize (2) –
Abbruch Distalende (3) –
Verrundung (4)




2 Rillen (1) – Lösen aus Matrize (2)




2 Rillen (1) – Trennkerbe (2) – Lösen aus Matrize (3)




2 Rillen (1) – Lösen aus Matrize (2)




2 Rillen (1) – Lösen aus Matrize (2)




2 Rillen (1) – Lösen aus Matrize (2)



2 Rillen (1) – Lösen aus Matrize (2) – 2 Doppelkerben (3) – Abbrechen der Endstücke (4)




2 Rillen (1) – Lösen aus Matrize (2)




2 Rillen (1) – Lösen aus Matrize (2)





1



2




3



4



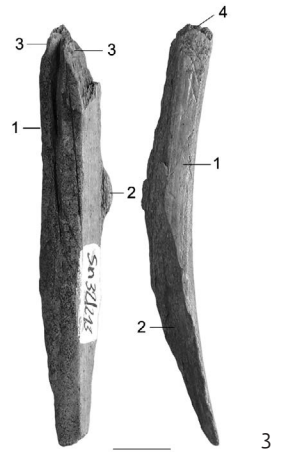
5




Längsbruchfläche (1) – 1 Rille (2) – primäre Trennkerbe (3) – Lösen von Matrizze (2) – Abbrechen des Spanrests (5)




Längsbruchfläche (1) – 1 Rille (2) – sekundäre Sollbruchstelle durch Sägen (3) – Abbrechen des Spanrests (4)



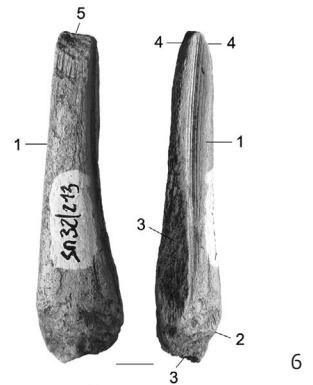
2 Rillen (1) – Lösen aus Matrizze (2) – sekundäre Sollbruchstelle durch Doppelkerbe (3) – Abbrechen des Spanrests (4)




2 Rillen (1) – Lösen aus Matrizze (2) – sekundäre Sollbruchstelle durch Doppelkerbe (3) – Abbrechen des Spanrests (4)




2 Rillen (1) – Lösen aus Matrizze (2) – sekundäre Sollbruchstelle durch raclage (3) – Abbrechen des Spanrests (4)



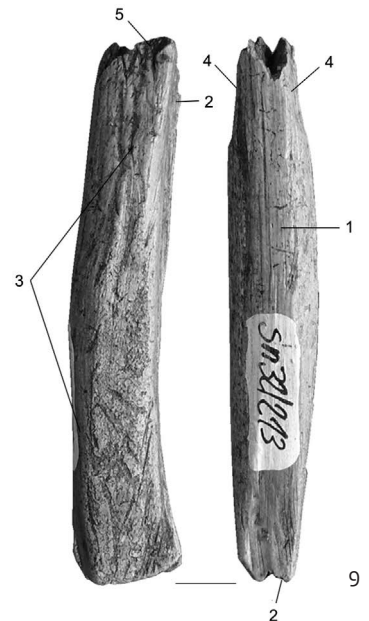
2 Rillen (1) – primäre Trennkerbe (2) – Lösen aus Matrizze (3) – sekundäre Sollbruchstelle durch Doppelkerbe (4) – Abbrechen des Spanrests (5)



2 Rillen (1) – primäre Trennkerbe (2) – Lösen aus Matrizze (3) – sekundäre Sollbruchstelle durch Doppelkerbe (4) – Abbrechen des Spanrests (5)



Rillenanlage (1) – Lösen aus Matrizze (2) – allseitige Überarbeitung (3) – sekundäre Sollbruchstelle durch Doppelkerbe (4) – Abbrechen des Spanrests (5)



Rillenanlage (1) – Lösen aus Matrizze (2) – allseitige Überarbeitung (3) – sekundäre Sollbruchstelle durch raclage (4) – Abbrechen des Spanrests (5)