





























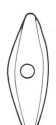
























































TABLES OF PROFILES

The following tables of profiles include the lentoids, discoids, amygdaloids, flattened cylinders (cushion-shaped seals), and the three-sided prisms from the end of the Middle Minoan to the Late Minoan/Late Helladic Period. Other shapes mostly receive photographic illustration within the catalogue. In each table the profiles are arranged in the order in which they appear in the catalogue. The drawings have been prepared from photographs of the profiles and may therefore suffer from minor inaccuracies where there was a lack of definition or where the edges of the sealstone did not show clearly in the photograph. For technical reasons all the profiles have been reduced to the same size. The string-holes are shown schematically without any indication of the wear or damage which has generally been indicated in the descriptions. The profiles of the lentoids, discoids, amygdaloids and flattened cylinders have been drawn with the engraved surface to the right, except where both surfaces are engraved (57, 60, 113 and 192). No profile drawing has been included where it was impossible to obtain a photograph, either because the sealstone's present whereabouts cannot be traced (213, 216, 217, 219, 266 and 319) or because the stone is in a setting which prevented accurate photography of the profile (264, 299 and 310).









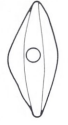
















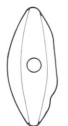


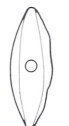
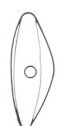


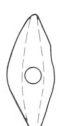
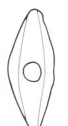


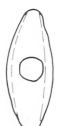




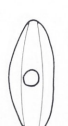






LENTOIDS

 2	 56	 57	 58	 59	 69	 70	 71
 72	 74	 75	 85	 86	 92	 93	 94
 98	 104	 105	 106	 112	 115	 117	 118
 122	 123	 124	 125	 127	 128	 129	 130
 133	 134	 135	 136	 137	 138	 139	 140
 141	 142	 143	 144	 145	 148	 149	 150











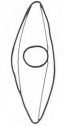







LENTOIDS

							
151	152	153	154	155	156	157	158
							
159	160	161	162	163	164	165	166
							
167	168	169	170	171	172	173	174
							
175	176	177	178	179	180	181	182
							
183	184	185	186	187	188	189	190
							
193	194	195	196	197	198	199	200








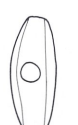
LENTOIDS

							
201	202	203	204	205	206	207	208
							
209	210	215	218	220	221	222	233
							
234	235	236	237	238	242	243	244
							
248	250	252	253	254	255	256	257
							
258	259	260	261	262	263	269	270
							
271	279	284	286	287	288	291	295


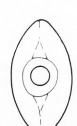
LENTOIDS

							
296	297	298	300	302	303	304	305
							
306	307	308	309	310	311	314	316
							
320	321						












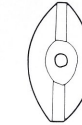

DISCOIDS

							
63	64	65	66	67	121	281	285










AMYGDALOIDS

							
1	73	76	78	79	80	81	83
							
84	87	88	89	90	91	95	96
							
97	99	100	101	102	103	108	111
							
113	114	119	126	131	132	146	147
							
212	214	224	226	227	228	230	231
							
232	240	246	247	251	265	267	274

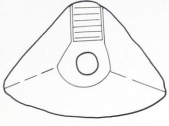
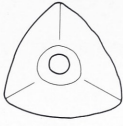
AMYGDALOIDS

							
275	276	278	282	283	289	290	292
							
293	294	301	317	318			

FLATTENED CYLINDERS

 <p>60</p>	 <p>61</p>	 <p>62</p>	 <p>68</p>	 <p>77</p>	 <p>82</p>	 <p>239</p>	 <p>249</p>
 <p>313</p>							

PRISMS

 <p>107</p>	 <p>109</p>	 <p>110</p>	 <p>229</p>
 <p>277</p>			