TAFELN 1-80

1



2



3

4

Wrack 1. – 1-4 Ansichten in situ.

Tafel 2

1

2

3



4

5

Wrack 1. – 1-3 Ansichten in situ. – 4 Aufstellung im Museum für Antike Schiffahrt. Detail.

1



2



Nachbau 1 im Museum für Antike Schiffahrt. – 1 Ansicht vom Bug her auf die Stb.-Seite. – 2 Ansicht von achtern auf die Stb.-Seite..

Tafel 4

1



2

Nachbau 1 im Museum für Antike Schiffahrt. – 1 Ansicht vom Bug her auf die Bb.-Seite. – 2 Detail.

1

2



3



4

5



6



7

8



Wrack 1. – 1-3 Wrange A 10 Bb. – 4 Auflanger Bb. A 10. – 5-6 Wrange A 9. – 7-8 Wrange A 8.
M. ca. 1:10: 4-5, 7. – M. ca. 1:5: 8. – M. ca. 1:2: 1-3, 6.

Tafel 6













Wrack 1. – 1-2 Wrange A 7. – 3-4 Auflanger Bb. A 7. – 5-8 Wrange A 6. – 9-10 Wrange A 5.
M. ca. 1:10: 1, 5, 9. – M. ca. 1:5: 2-4, 8. – M. ca. 1:2: 6-7, 10.

1



2



5



6



3

4



7



9

11

8

10



12



Wrack 1. – 1-3 Wrange A 4. – 4 Wrange A 3. – 5 Halbspant Bb. A 2. – 6 Wrange A 1. – 7 Dollbaum. – 8-12 Duchtweger. M. ca. 1:5: 1,8-9, 12. – M. ca. 1:2: 3-6. – Ohne M.: 7, 10.

Tafel 8



Wrack 1. – 1-4 Duchtweger/Knie. – 5-7 Duchtweger. – 8-10 Balkweger III-II. – 11-14 Ständerwerk.
M. ca. 1:5: 1-4,8-13. – M. ca. 1:2: 5-7. – Ohne M.: 14.

1

4

5

6



7



8

2

3

9



10

11





Wrack 1. – 1 Duchtstütze. – 2-3 Decksträger. – 4-9 Dollbord. – 10-11 Achtersteven.
M. ca. 1:10: 2-8, 10-11. – M. ca. 1:2: 1, 9.

Tafel 10

1

2



3



4



5

6



Wrack 1. – 1-2 Achtersteven/Kiel. – 3 Kiel, achteres Ende. – 4-6 Kiel.
M. ca. 1:5: 1, 4, 6. – Ohne M.: 2-3, 5.

1



2

3



4

5

6

7

8



Wrack 1. – 1-8 Kiel.
M. ca. 1:5: 1-8.

Tafel 12

1

4

2

3

7

5





8

6



9

10





11

Wrack 1. – 1-4 Planke Stb. P 1. – 5-9 Planke Bb. P 1. – 10-11 Planke Bb. P 2.
M. ca. 1:5: 1-3, 5-7. – M. ca. 1:2: 4, 9-11.

1

2

3



4



5

7

6

8

Wrack 1. – 1 Planke Stb. P2/3. – 2-4 Planke Bb. P 3. – 5-6 Planke Bb. P4/5. – 7-9 Planke Bb. P 5
M. ca. 1:5: 1-2, 5-8. – M. ca. 1:2: 3, 9. – Ohne M.: 4.

Tafel 14

1

2

3



4

5



6



7

8

9



10

11

12

Wrack 1. – 1-6 Planke Bb. P 5. – 7-9 Planke Bb. P 6. – 10-11 Wrange A 21. – 12 Wrange A 219.
M. ca. 1:10: 7-8, 10-12. – M. ca. 1:5: 2-5. – M. ca. 1:2: 9. – Ohne M.: 6.

1

2

3

4



5

6



7

8

9



Wrack 1. – 1-3 Wrange A 17. – 4-5 Auflanger Bb. A 17. – 6 Wrange A 14. – 7-8 Wrange A 13. – 9 Wrange A 10.
M. ca. 1:10: 6-7, 9. – M. ca. 1:5: 8. – M. ca.. 1:2: 2-3. – Ohne M.: 1, 4.

Tafel 16

1



2



3

4



5

6

7

8



9



10



11



12

Wrack 1. – 1-6 Ruderlager. – 7-12 Riegelholz.
M. ca. 1:10: 1-3, 7-10. – M. ca. 1:2: 4-6, 12. – Ohne M.: 11.

Wrack 2. – Ansicht in situ.

1

2

3

Wrack 2. – Detailansichten in situ.

1

2

Wrack 2. – Kopie der Steuerungsanlage im Museum für Antike Schiffahrt.

Wrack 2. – Kopie der Steuerungsanlage im Museum für Antike Schiffahrt.

1



2

3



4

5

6

7

8

9

10

11

Wrack 2. – 1-5 Achtersteven. – 6-7 Achtersteven und Planke Bb. P 1. – 9-11 Achtersteven und Kiel.
M. ca. 1:10: 6. – M. ca. 1:5: 1-2, 4-5, 8, 10. – M ca. 1:2: 3, 7, 9, 11.

1

2



3

4





5

6

7

8

9



10

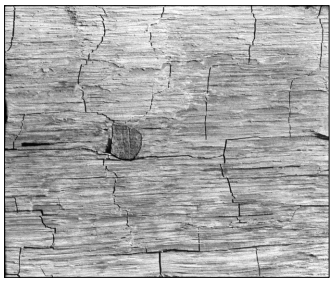

11

12

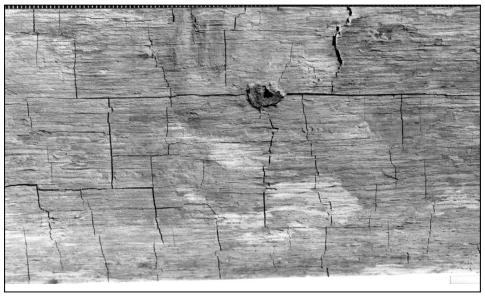

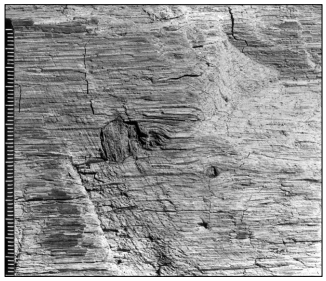

13



14

Wrack 2. – 1-14 Kiel.
M. ca. 1:5: 1-3, 6-8. – M. ca. 1:2: 4-5, 9-14.

1

2

3





4

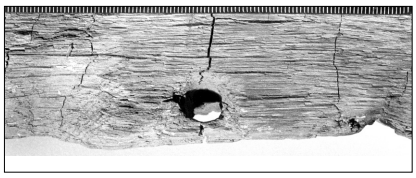

5

6



7



8

9





10

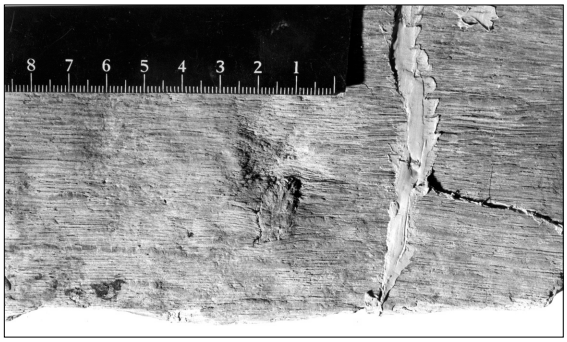

11

Wrack 2. – 1-8 Kiel. – 9 Planke Stb. P 1. – 10-11 Planke Bb. P 1.
M. ca. 1:5: 1-3, 9. – M ca. 1:2: 4-7, 10-11. – Ohne M.: 8.

1



2

3



4

5

6



7



8



9



10



11



12

Wrack 2. – 1-8 Planke Bb. P1. – 9-12 Planke Bb. P 2.
M ca. 1:5: 1, 4-8, 10-11. – M ca. 1:2: 2-3, 9. – Ohne M.: 12.

1



2



3



4



5

6



7



8

Wrack 2. – 1-2 Planke Bb. P 3. – 3 Planke Bb. P 3/4. – 4-5 Planke Bb. P 4. – 6 Planke Bb. P 2/4. – 7 Planke Bb. 2-4. – 8 Planke Bb. P 2-6.
M. ca. 1:5: 1-3, 7-8. – M ca. 1:2: 4, 6. – Ohne M.: 5.

1

2



3



4

5



6

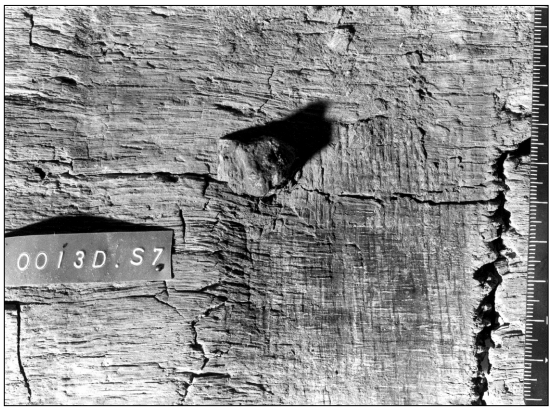

7



8



9

10



11



Wrack 2. – 1-7 Planke Bb. P 5. – 8-9 Planke Bb. P 6. – 10-11 Planke Bb. P 7.
M. ca. 1: 10: 10-11. – M. ca. 1:5: 1, 5, 7, 9. – M. ca. 1:2: 4, 6, 8. – Ohne M.: 2-3.

1



2



3



4

5

8



6

9

7

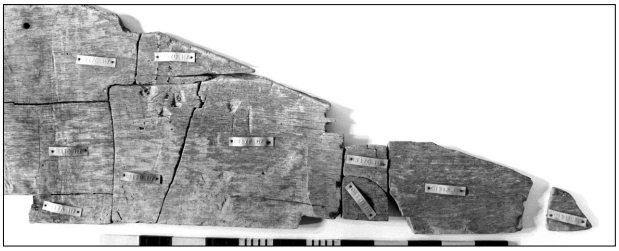

10

Wrack 2. – 1-6 Planke Bb. P 7. – 7-9 Planke Bb. P 8. – 10 Planke Bb. P8, Einsatz.
M. ca. 1:10: 7. – M. ca. 1:5: 1, 3-4, 10. – M. ca. 1:2: 2, 5-6, 8-9.


1

2

3


4

5

9

6


7


8


13

12

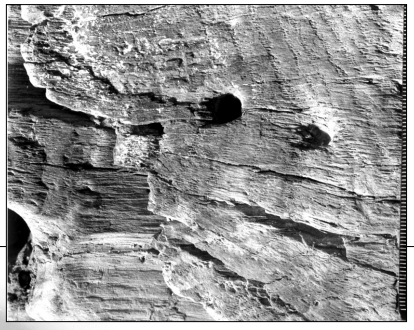
11


10

Wrack 2. – 1-5 Scheuerleiste. – 6 Auflanger Bb. A 21. – 7 Wrange A 20. – 8-9 Wrange und Auflanger A 20. – 10-11 Wrange A 19. – 12-13 Spant A 18.
M. ca. 1:10: 2-3, 7-8, 10, 12-13. – M ca. 1:2: 1, 6, 9, 11. – Ohne M.: 4-5.

1

2



3

7

6

4





5



11

8

12

13

9



10

Wrack 2. – 1-3 Spant A 18. – 4-7 Spant A 17. – 8-12 Spant A 16. – 13 Spant Stb. A 13.
M. ca. 1:10: 4-5, 8. – M ca. 1:5: 6-7, 11-12. – M ca. 1:2: 1-3, 9-10, 13.



Wrack 2. – 1-2 Dollbaum. – 3-9 Weger. – 10-15 Ruderlager.
M. ca. 1:10: 10-13. – M. ca. 1:5: 1, 3-9. – M. ca. 1:2: 14-15. – Ohne M.: 2.

1



2

3

4



5

6



7

8



9

10

11



12

13

14



15

16

17

Wrack 2. – 1-9 Riegelholz. – 10-17 Dolle. –
M ca. 1:10: 1-4, 10-13. – M ca. 1:5: 15-17. – M ca. 1:2: 9. – Ohne M.: 5, 7, 8, 14.

1


2

3


4

5


8

6

7

9

10

11

Wrack 2. – 1-4 Knieholz mit Knauf. – 5-7 Knieholz. – 8-1 Knaufholz. – M ca. 1:5: 1-10. – Ohne M.: 11.



1



2

3

Wrack 3. – Ansichten in situ.

1



3

2

1-2 Nachbau 2 im Museum für Antike Schiffahrt. – 3 Modell …, ###, ###. L. #,## cm.



Wrack 3. – 1-13 Achtersteven.
M. ca. 1:50: 1-2. – M. ca. 1:10: 3-4, 13. – M. ca. 1:5: 5-12.

1

2



3



4

5



6



7



8

Wrack 3. – 1-8 Kiel.
M. ca. 1:5: 1-8.

1

2

3



4



5

6



7

8



Wrack 3. – 1-8 Kiel.
M. ca. 1:5: 1-8.

Tafel 38

1

2

3

4

5

6

7

8

Wrack 3. – 1-8 Kiel.
M. ca. 1:5: 1-8.

1



2



3



4



6

7

5



8



10



9

11

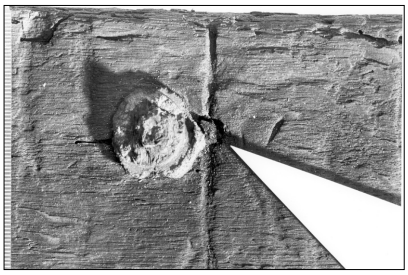

12

Wrack 3. – 1-12 Kiel.
M. ca. 1:5: 1, 4-5, 9-10, 12. – M. ca. 1:2: 2-3, 6-8, 11.

1



2



3



4

5



6



7



8

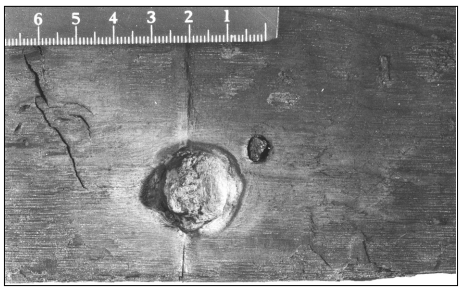

9

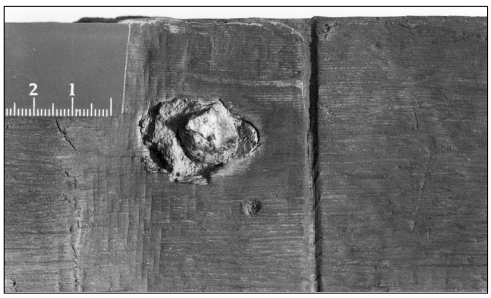

10



Wrack 3. – 1-10 Kiel.
M. ca. 1:5: 3. – M. ca. 1:2: 1-2, 4-10.

1





2



3

4



5

6





9

8



10

9



11

12

Wrack 3. – 1-7 Kiel. – 8-12 Planke Stb. P 1.
M. ca. 1:5: 8-9. – M. ca. 1:2: 1-3, 7, 11-12. – Ohne M.: 4-6.

1

2



3



4



5

6



Wrack 3. – 1-4 Planke Stb. P 3. – 5 Planke Stb. P 5. – 6 Planken Stb. P 5-7.
M. ca. 1:5: 1, 5-6. – M. ca. 1:2: 2-4.

1

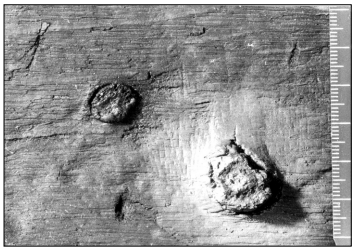

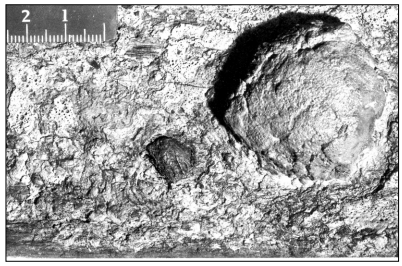

3

2

4



5

6

7



8



9

Wrack 3. – 1-3 Planke Bb. P 1. – 4-7 Planke Bb. P 2. – 8-9 Planke Bb. P 3.
M. ca. 1:5: 4-5, 8-9. – M. ca. 1:2: 2-3, 7. – Ohne M.: 1, 6.

1

2

3



4

5



6



7

8

9

10



Wrack 3. – 1-10 Planke Bb. P 3.
M. ca. 1:10: 1-3, 10. – M. ca. 1:5: 5-6. – M. ca. 1:2: 8-9. – Ohne M.: 4, 7.

1



2



3

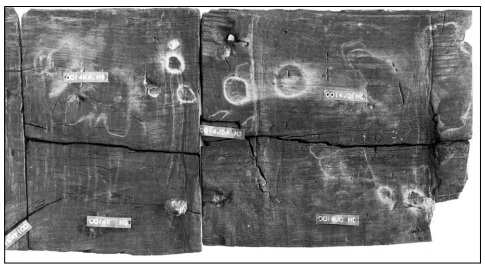



4

5

6



7

8



9



10

11

Wrack 3. – 1-5 Planke Bb. P 6. – 6-7 Scheuerleiste. – 8-11 Spant A 28 Stb.
M. ca. 1:10: 1-4, 8. M. ca. 1:5: 6-7. – M. ca. 1:2: 5. 9. – Ohne M.: 10-11.

1



2

3



4

5



7



6

Wrack 3. – 1-5 Spant A 26. – 6-7 Spant A 25.
M. ca. 1:10: 3, 5. – M. ca. 1:5: 1-2. – Ohne M.: 4-5, 7.

1

3



2



4

5



Wrack 3. – 1 Spant A 24. – 2-3 Spant A 23. – 4 Spant A 22. – 5 Spant A 21.
M. ca. 1:10: 1-2, 5. – M. ca. 1:2: 4. – Ohne M.: 3.



Wrack 3. – 1-3 Spant A 20. – 4 Spant A 19. – 5-9 Spant A 18.
M. ca. 1:20: 1, 4-5. M. ca. 1:10 2-3, 6-7. – M. ca. 1:2: 8-9.



Wrack 3. – 1-3 Spant A 17. – 4-10 Spant A 15. – 11-14 Spant A 14.
M. ca. 1:20: 1, 4, 11. – M. ca. 1:5: 2, 7-10, 12-14. – M. ca. 1:2: 5. – Ohne M.: 3, 6.

4


5


6

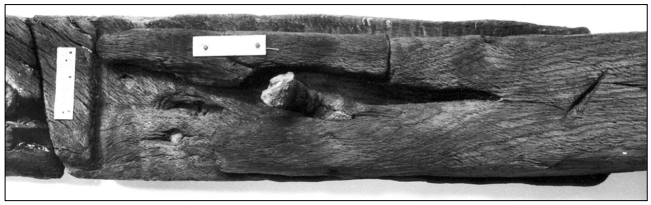
3

7

2

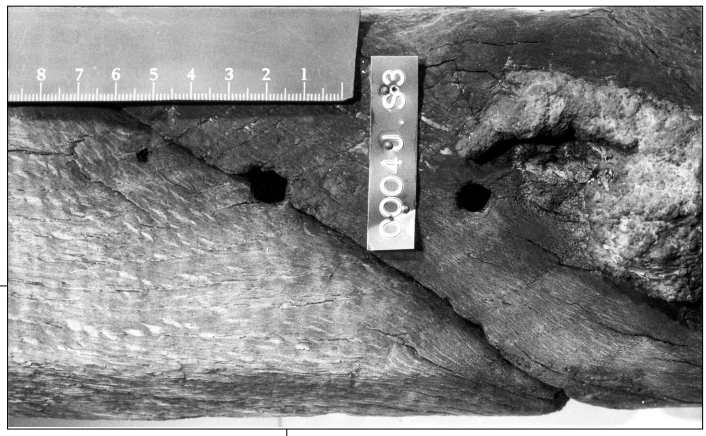

8


1

11

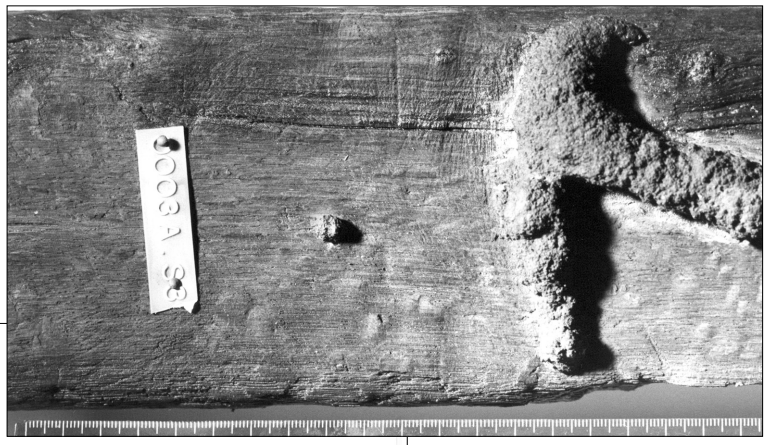
12

10

9

Wrack 3. – 1-8 Spant A 13. – 9-12 Spant A 12.
M. ca. 1:20: 1, 9. – M. ca. 1:5: 2-6, 11-12. – M. ca. 1:2: 8, 12. – Ohne M.: 7.



Wrack 3. – 1-4 Spant A 11. – 5-6 Spant A 10. – 7-9 Spant A 9. – 10-14 Spant A 8.
M. ca. 1:20: 5-7, 10. – M. ca. 1:5: 1-2, 8-9, 10-13. M. ca. 1:2: 14. – Ohne M.: 3-4.



Wrack 3. – 1-5 Spant A 7. – 6-7 Spant A 6. – 8 Spant A 4. – 9-10 Spant A 3.
M. ca. 1:20: 1-2, 6, 8-9. – M. ca. 1:5: 3-4, 7. – M. ca. 1:2: 5, 10,





Wrack 3. – 1 Spant A 2. – 2-3 Spant A 1. – 4-8 Mastspant.
M. ca. 1:20: 1-2. – M. ca. 1:10: 4-6. – M. ca. 1:2: 3. – Ohne M.: 7-8.



Wrack 3. – 1 Spant F 1. – 2-3 Spant F 2. – 4-5 Spant F 4. – 6 Spant F 5. – 7-11 Loses Spant. – 12 Weger.
M. ca. 1:20: 1-3. – M. ca. 1:10: 7-9. – M. ca. 1:5: 4-6, 12. – M. ca. 1:2: 10-11.

1



2



4

3

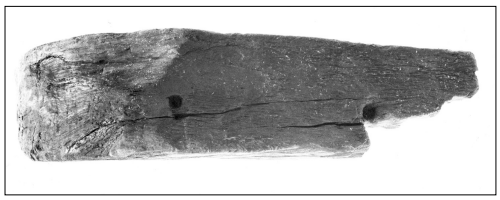

12

11

10

5

9



8



6

7

Wrack 3. – 1-4 Knieholz. – 5-12 Riegelhölzer.
M. ca. 1:10: 5-6, 11-11. – M. ca. 1:5: 1-4, 7-9, 12.

1



2



3



4



6

7



5



8



Wrack 3. – 1-8 Loser Balken.
M. ca. 1:10: 1-4. – Ohne M.: 5-8.

1



2



3



Wrack 5. – Ansichten in situ.

1



2



3



Wrack 5. – Ansichten in situ.

1

2



3

4



Wrack 5. – 1-3 Ansichten in situ. – 4 Vordersteven.

1



2

3

4



5

Wrack 5. – Kiel, Vordersteven und Bug.
M. ca. 1:10: 1. – M.ca. 1:5: 2-4. – Ohne M.: 3,5.

1



2

3

4



5



6

1

7

9



8

Wrack 5. – Kiel.
M. ca. 1:%: 1-8.

1



2

3

4

5

6



7

8



Wrack 5. – Kiel.
M. ca. 1:5: 1-8.



1



2

3



4



5



6

7





9

8



10

Wrack 5. – Kiel.
M. ca. 1:5: 1-5, 7. – M. ca. 1:2: 6,8-9. – Ohne M.: 10.

1

2



3



4



5

6

7



8



9



10

Wrack 5. – 1-4 Planke Stb. P 1 – 6-6 Planke Stb. P2. – 7-8 Planken Stb. P 2-4.
M. ca. 1:10: 10. – M. ca. 1:5: 1-3,6-7, 9. – M. ca. 1:2: 4, 8. – Ohne M.: 5.

1



2



3

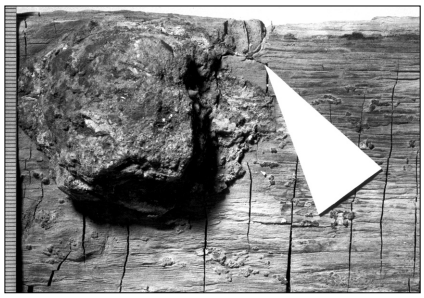



4



5

6

7



13



8



9



12

10



11



Wrack 5. – 1-9 Planken Stb. P 3 bis P 4. – 10-13 Planken Bb. P 1 bis P 2.
M. ca. 1:10: 6-7, 11-12. – M. ca. 1:5: 1. – M. ca. 1:2: 2-3, 8-9, 13. Ohne M.: 5, 10-11.

1



2



3

4



5



6

7



8

9



Wrack 5. – Planken Bb. P 2 bis P 3.
M. ca. 1:10: 1-2, 4, 6-7. M. ca. 1:2: 3, 9. – Ohne M.: 5, 8.

1



2



3





4

5

6

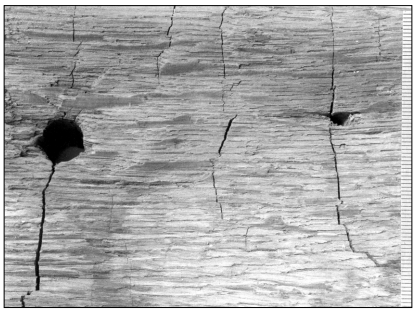

7

8





9

10

11

Wrack 5. – 1-7 Planken Bb. P 2 bis P 5. – 8-11 Wrange A 5.
M. ca. 1:10: 3. – M. ca. 1:5: 9. – M. ca. 1:2: 1-2, 4-7, 10-11. – Ohne M.: 8.

1



2

3

12



4



5



6



11



7

8



9



10



Wrack 5. – Spanten A 2 bis A 5.
M. ca. 1:10: 4, 7-8. – M. ca. 1:5: 2-3, 5. – M. ca. 1:2: 1,6, 9-11.

1



3



2

5



4

Wrack 5. – 1-3 Spant A 1. – 4-5 Mastspant.
M. ca. 1:10: 4. – M. ca. 1:5: 2. – M. ca. 1:2: 1-2. – Ohne M.: 6.

1

2



3



6

4



7



5

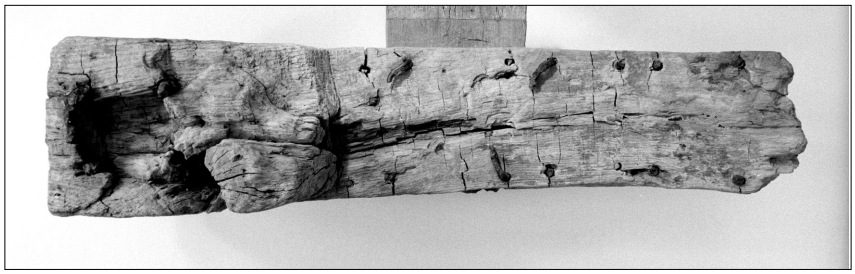

8

Wrack 5. – 1-8 Mastspant.
M. ca. 1:5: 4, 6-7. – M. ca. 1:2: 3. – Ohne M. 1-25, 8.

1



2



3

4



6

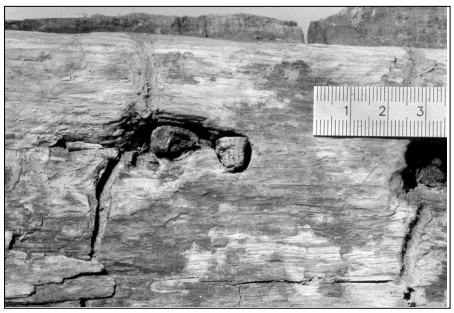

7

5



8



Wrack 5. – Mastspant
M. ca. 1:2: 1, 4-6, 8. – Ohne M.: 2-3, 7.

1

2



3



4

5



6



7

8

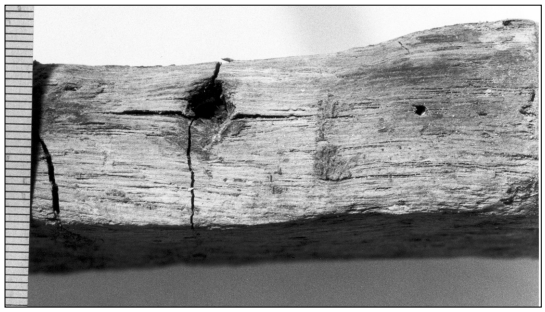

Wrack 5. – Mastspant und Spanten.
M. ca. 1:5: 5. – M. ca. 1:2: 3-4. – M. ca. 1:1: 6-8. – Ohne M.: 1-2.



Wrack 5. – 1-6 Spant F 3. – 7-10 Spant F 4.
M. ca. 1:5: 1-2, 6-8. – M. ca. 1:2: 3-59-10.

1



2

3



4



5



6



7



8

9

10



11



12



Wrack 5. – Spanten F 5 bis F 9.

1

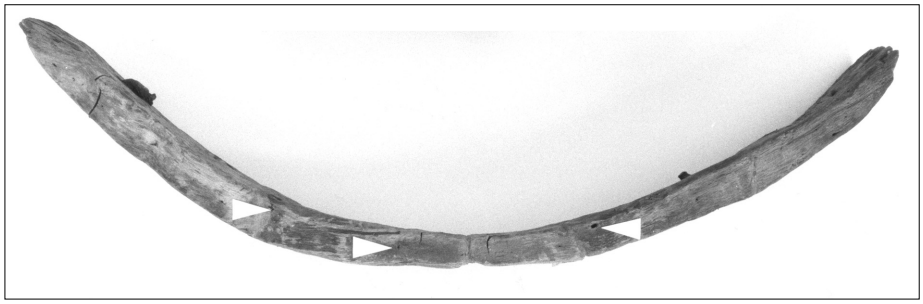

2

3



4

5

6

7

9

13

14

8



11

12

15

10



16

Wrack 5. – Spanten F 10 bis F 15.



Wrack 5. – Ausstattung.
M. ca. 1:5: 1-7, 9-10, 12-14, 16-18. – M. ca. 1-:2: 15, 19. – Ohne M.: 8, 11.



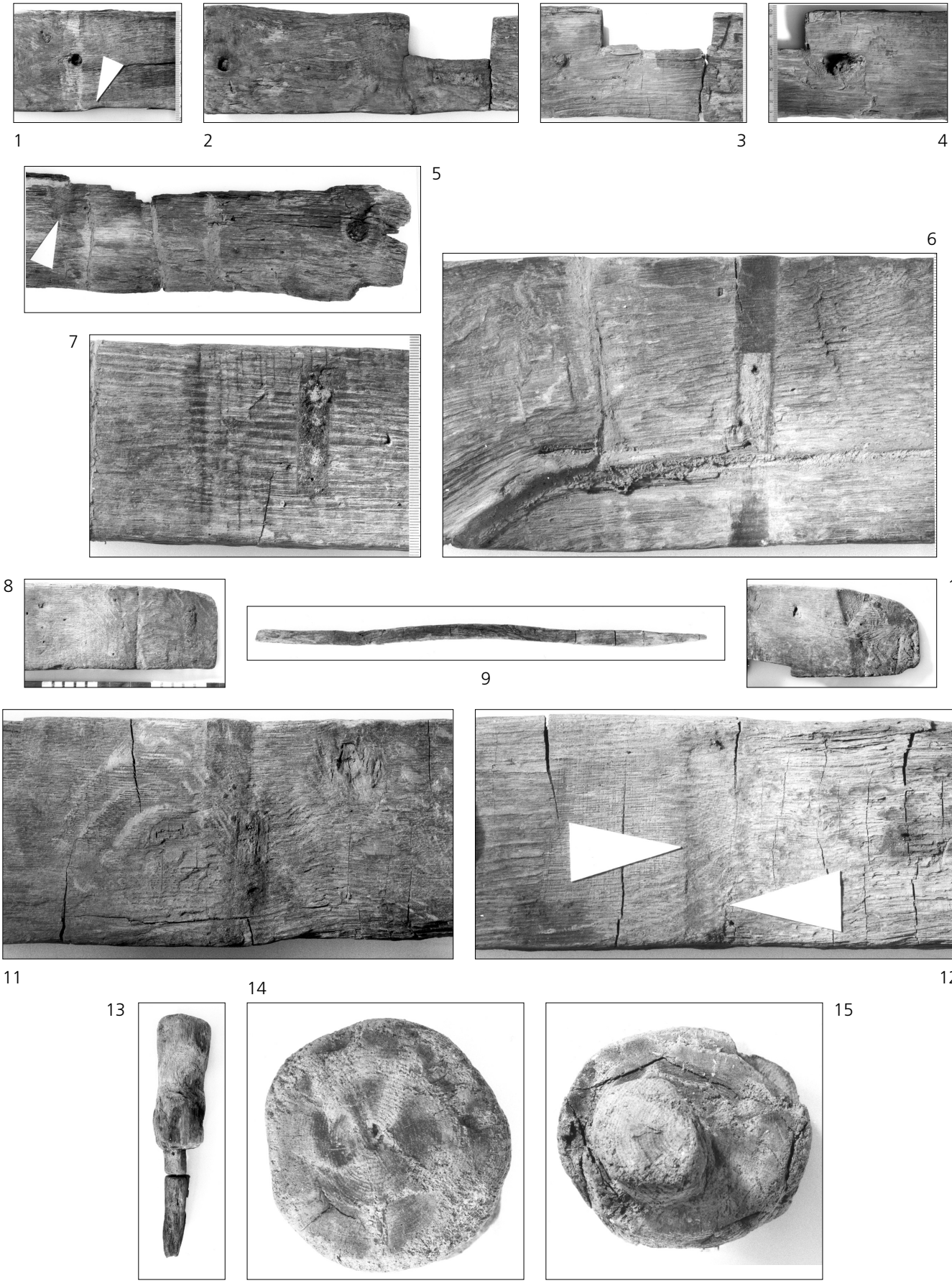

Wrack 5. – Ausstattung und Beschlag.
M. ca. 1:10: 9. – M. ca. 1:5: 1-5, 8. – M. ca. 1:2: 6-7, 10-12. – M. ca. 1:1: 13. – Ohne M.: 14-15.

Tafel 80

1

2

3

4



5



6



7



8

9



10



11

Diverse Rumpfteile mit Bearbeitungsspuren, Oberflächenstrukturen oder Wuchsmerkmalen.

Wrack 1. – Planzeichnungen auf der Basis der photogrammetrischen Aufnahme in situ durch W. Böhler, Fachhochschule Mainz, 1981-1982 (1-2) und G. Heinz, RGZM, 2006 (3). Längsschnitt (1), Draufsicht (2) und Querschnitte (3) nach Rückdrehung in näherungsweise Schwimmlage. – M. = 1:20.

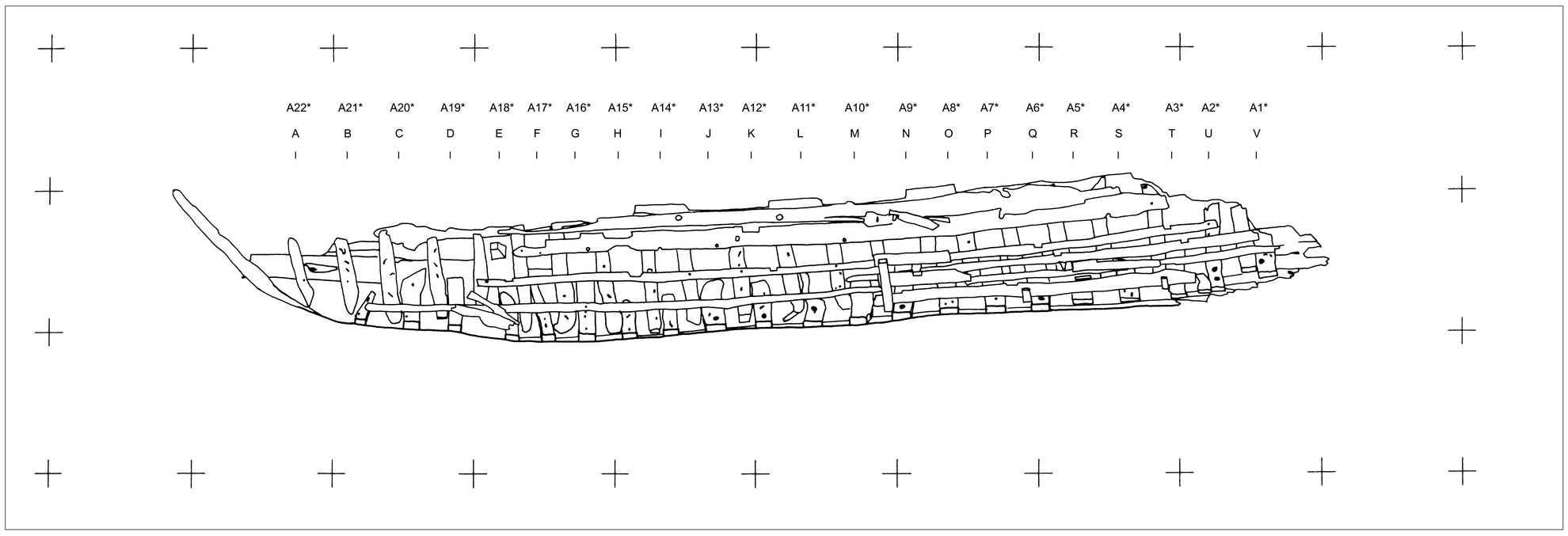

1

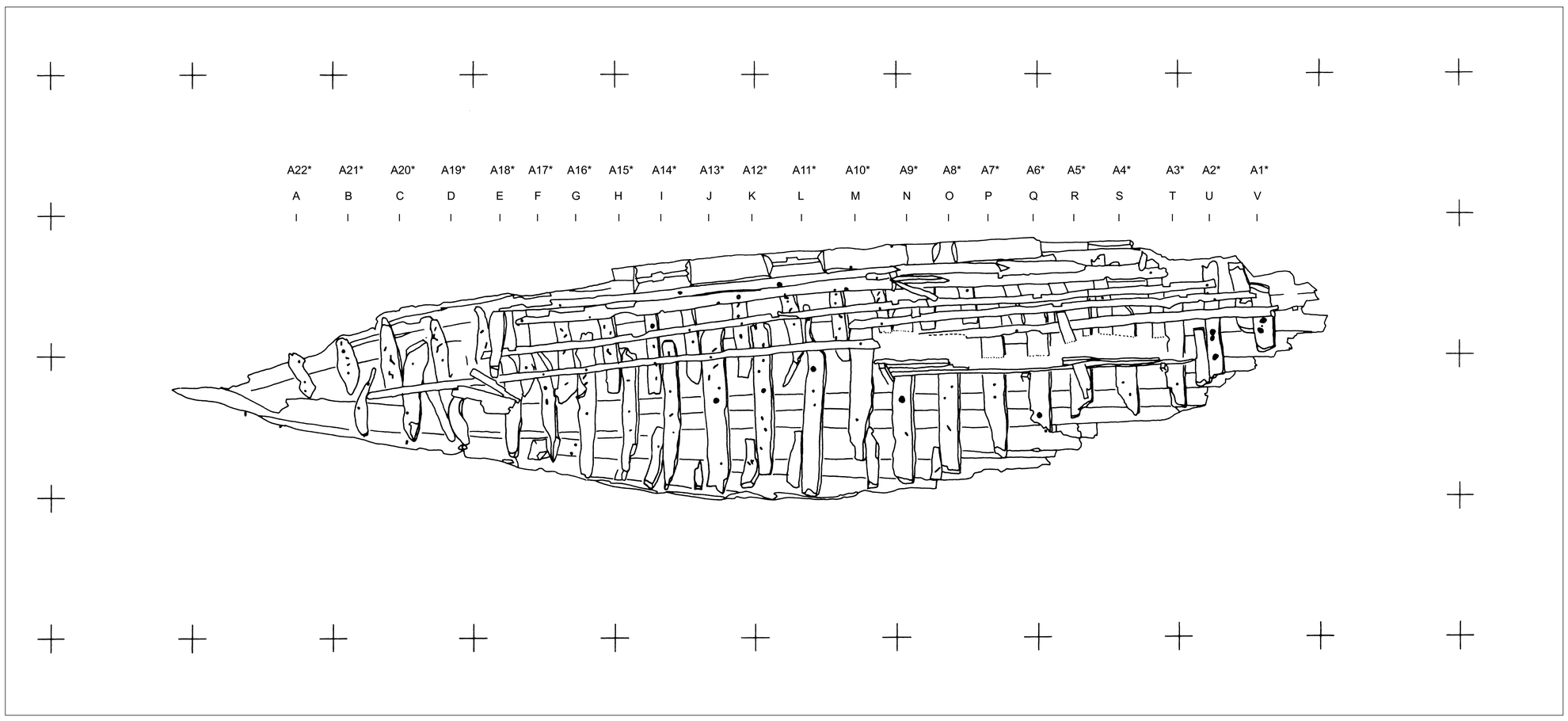

2

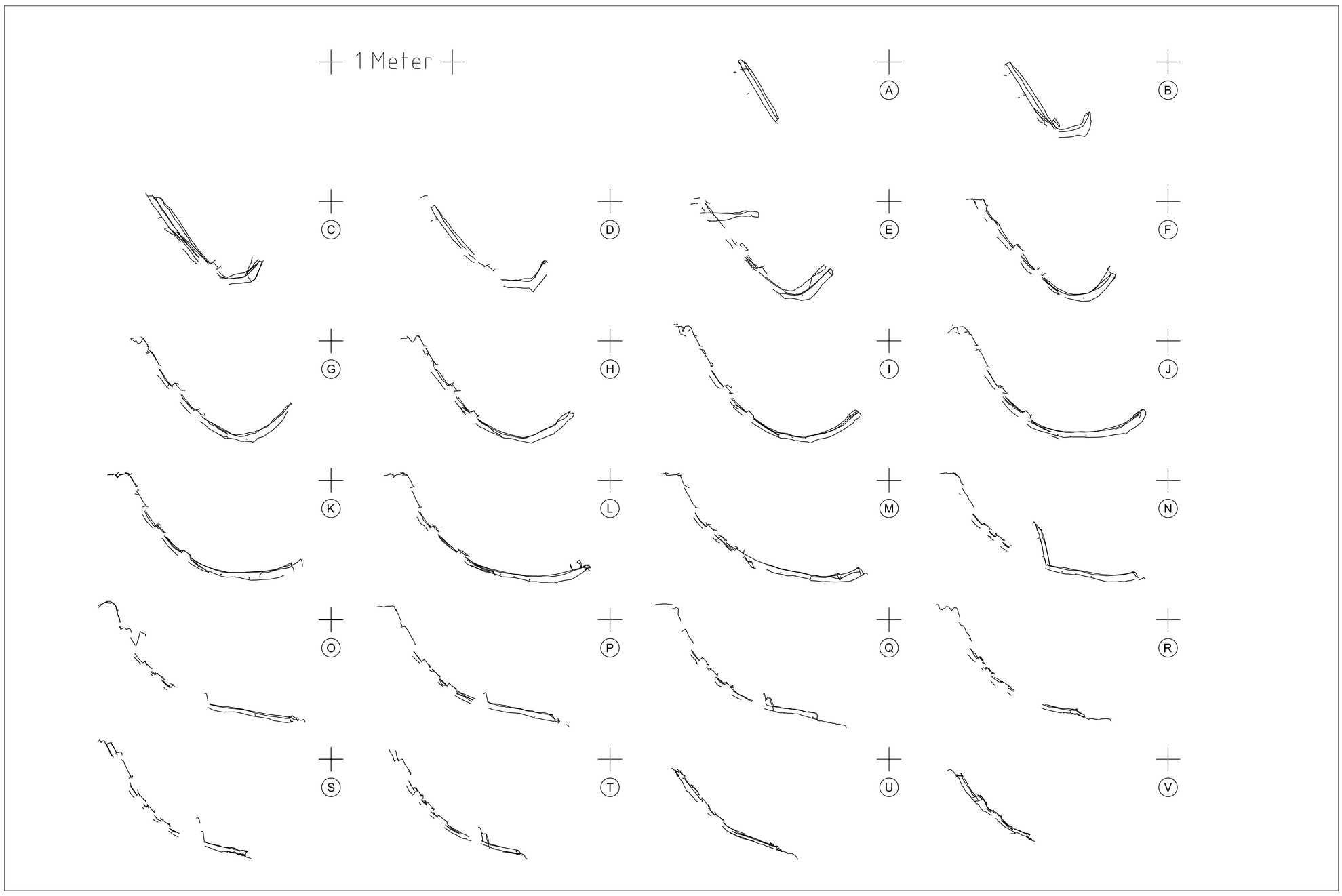

3

Ronald Bockius, Die spätrömischen Schiffswracks aus Mainz.
Monographien des Römisch-Germanischen Zentralmuseums, Band 67 (Mainz 2006)
Beilage 2

Wrack 1. – 1-3 Schiffsgeometrische Rekonstruktion auf der Basis ausgewählter Spantkurven mit Entwurfsstadium A (1) und B (2) sowie Linienplänen (3). – 4 Abwicklung der Außenhaut mit technischen Details. – M. = 20.

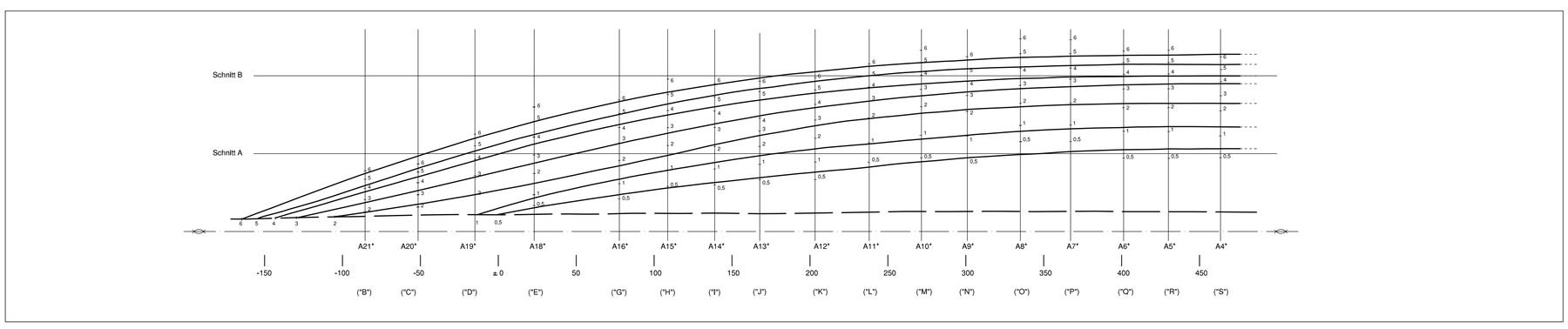

1

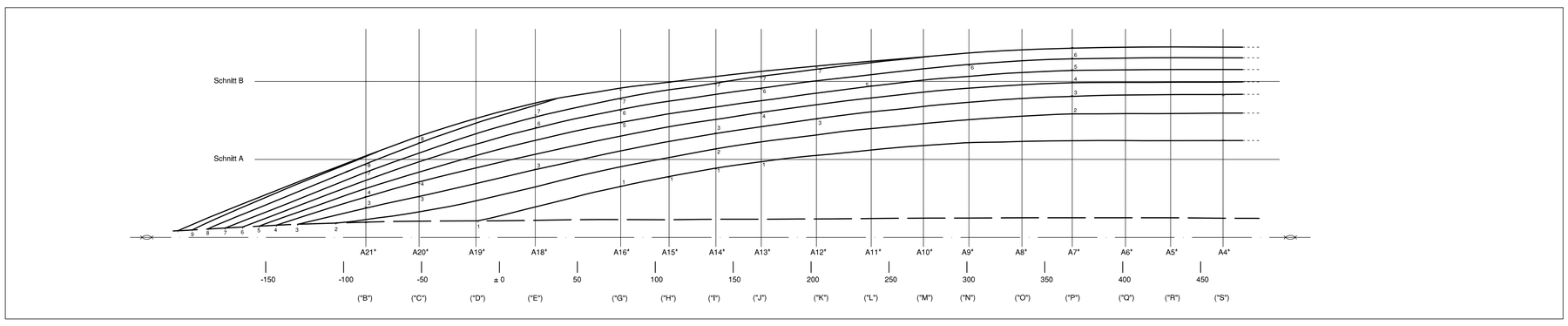

2

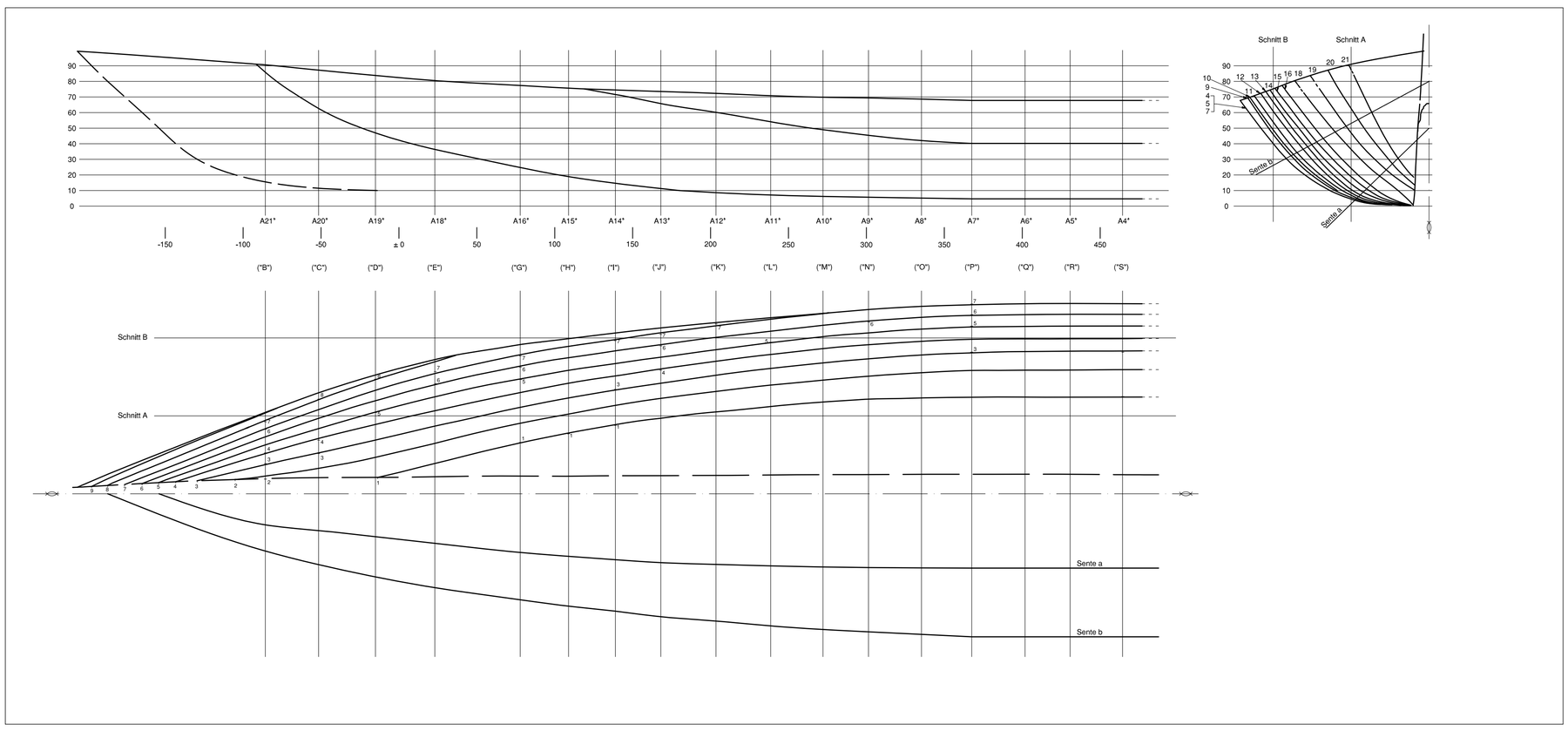

3



4

Ronald Bockius, Die spätrömischen Schiffswracks aus Mainz.
Monographien des Römisch-Germanischen Zentralmuseums, Band 67 (Mainz 2006)
Beilage 3

Wrack 2. – Planzeichnungen auf der Basis der photogrammetrischen Aufnahme in situ durch W. Böhler, Fachhochschule Mainz, 1981-1982. Längsschnitt (1 oben), Draufsicht (1 unten) und Querschnitte (2) nach Rückdrehung in näherungsweise Schwimmlage. – M. = 1:20.

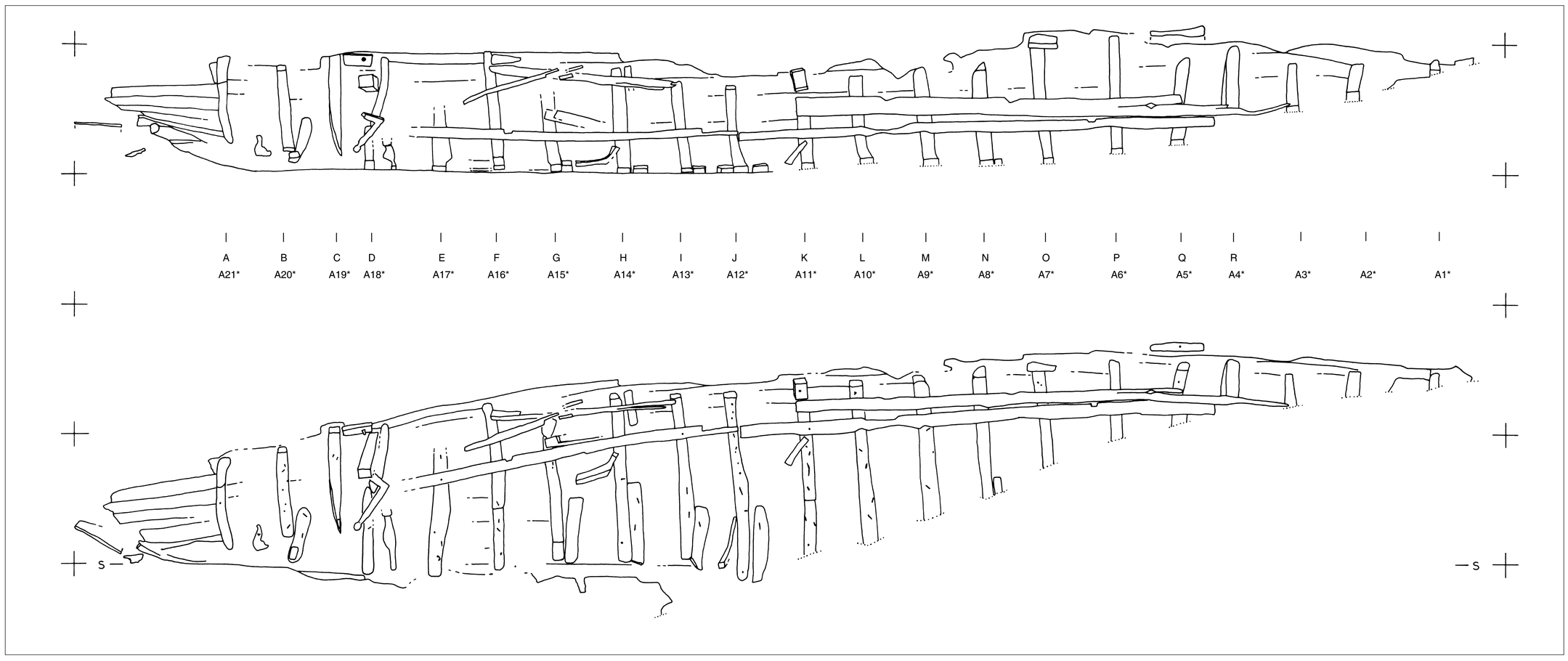

1

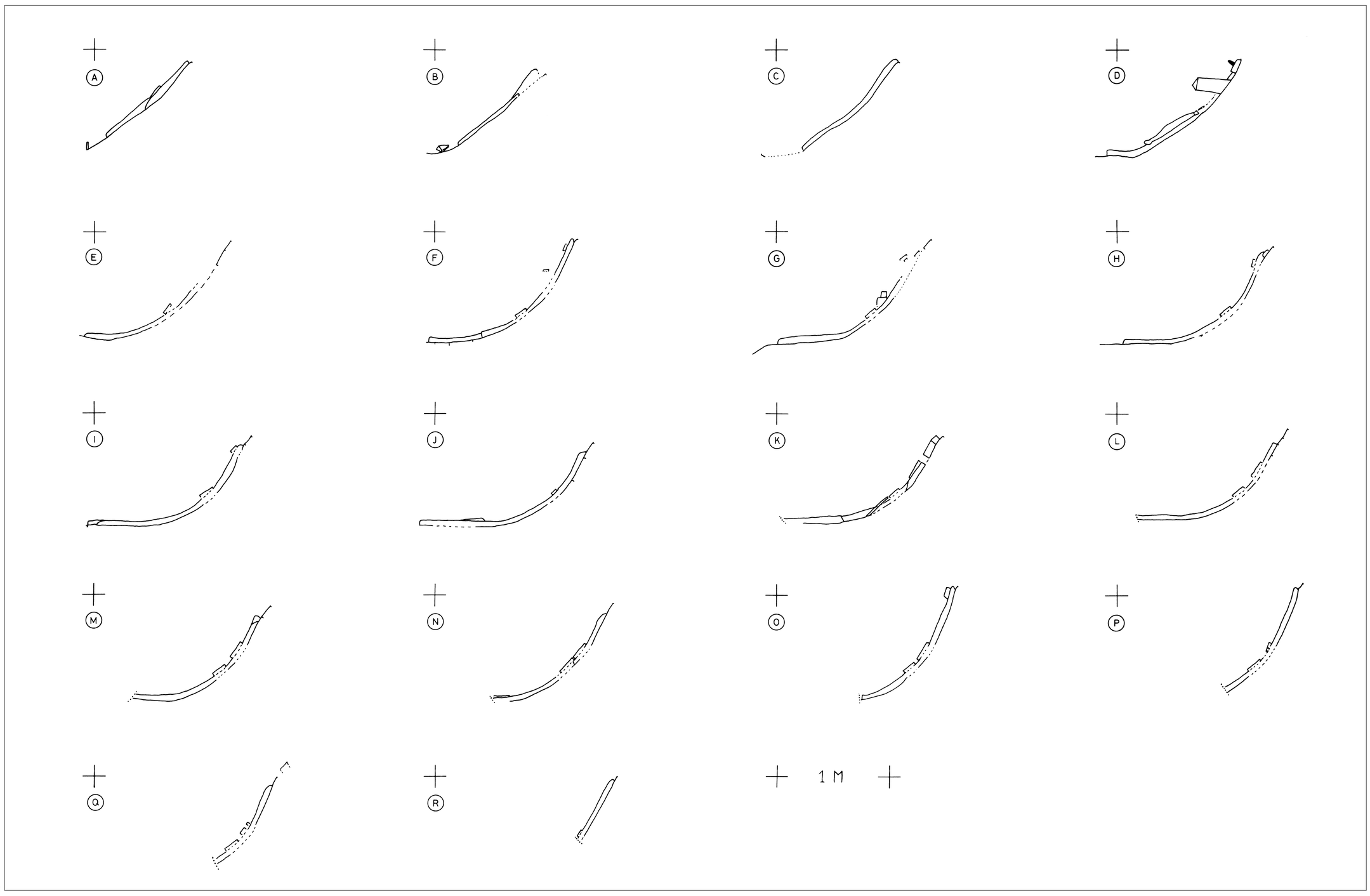

2

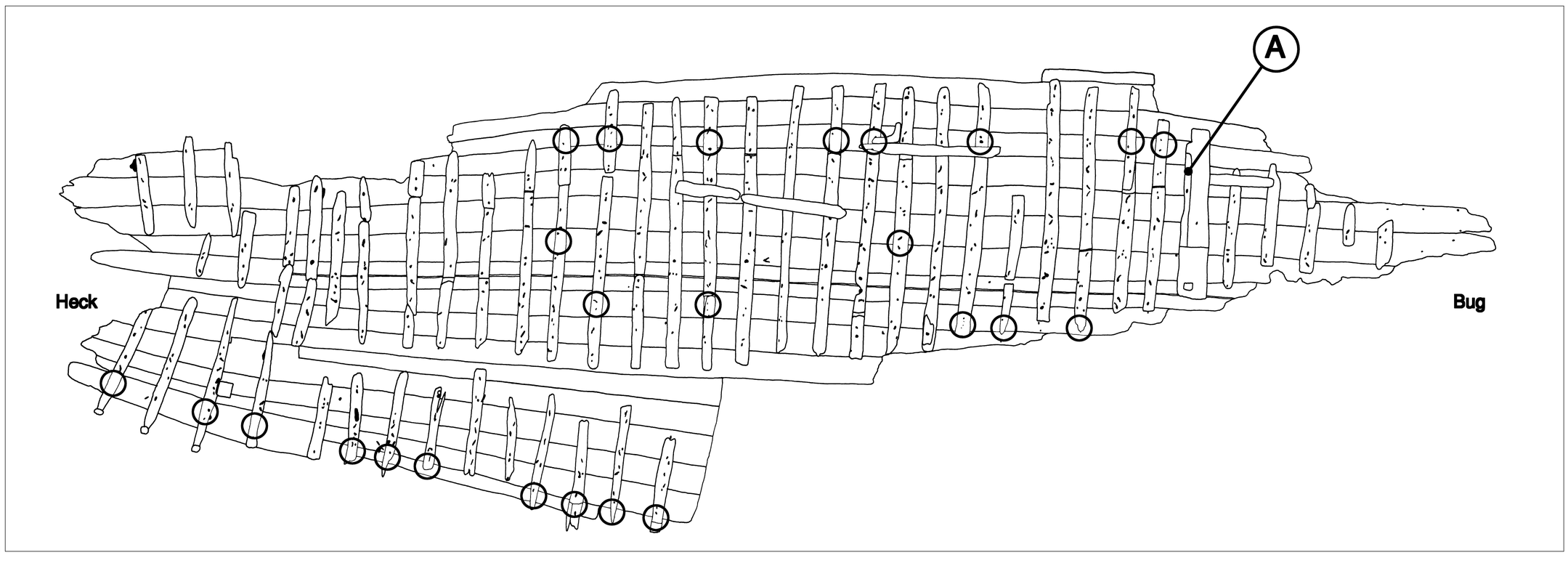

3

Ronald Bockius, Die spätrömischen Schiffswracks aus Mainz.
Monographien des Römisch-Germanischen Zentralmuseums, Band 67 (Mainz 2006)
Beilage 4

Wrack 2. – 1-3 Schiffsgeometrische Rekonstruktion auf der Basis ausgewählter Spantkurven mit Entwurfsstadium A (1) und B (2) sowie Linienplänen (3). – 4 Abwicklung der Außenhaut mit technischen Details. – M. = 1:20.

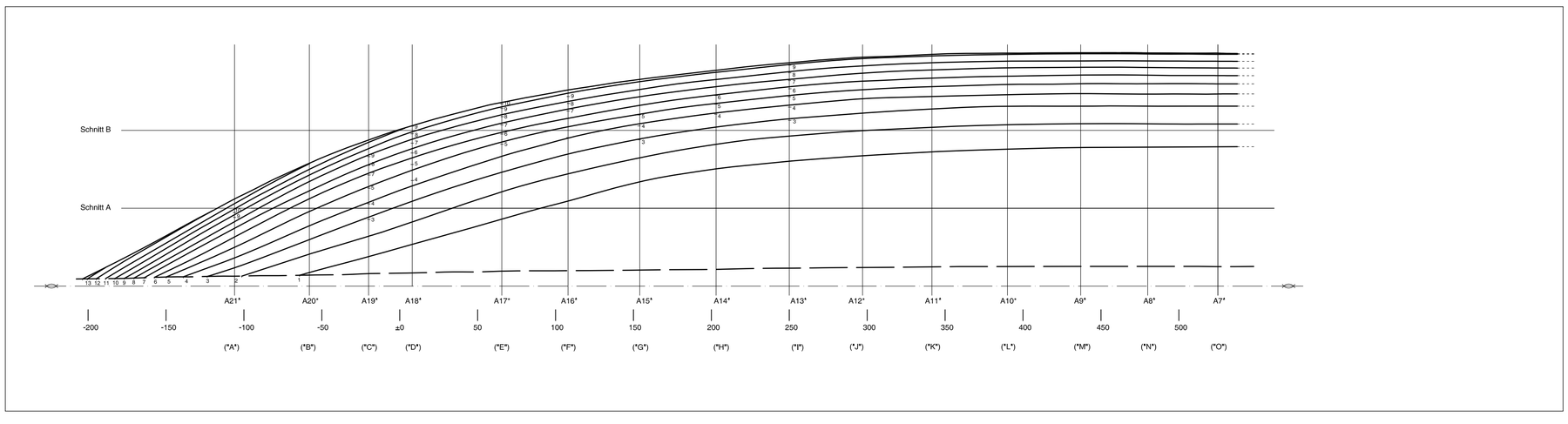

1

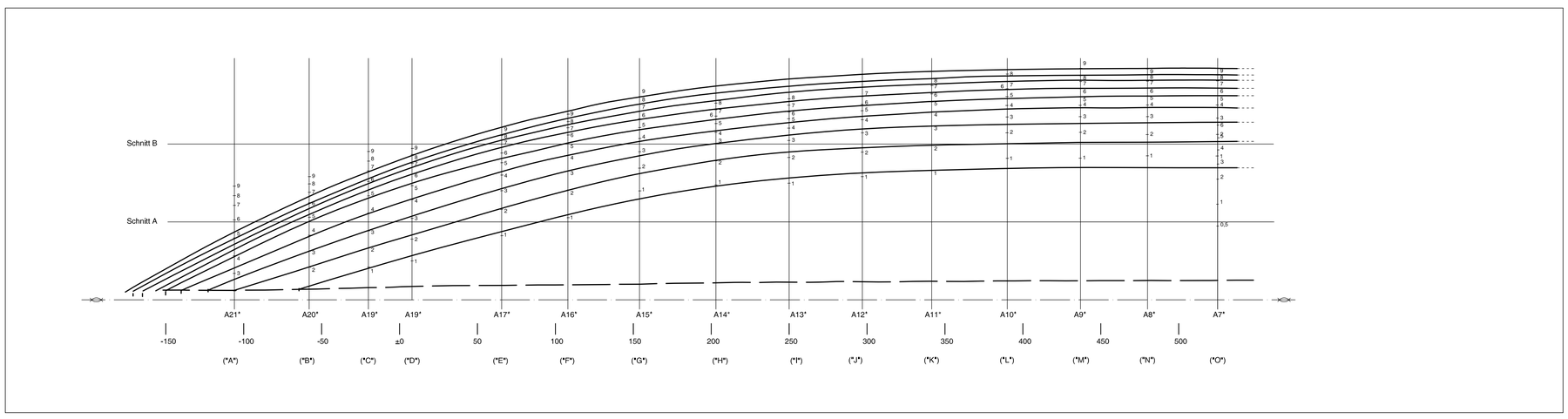

2

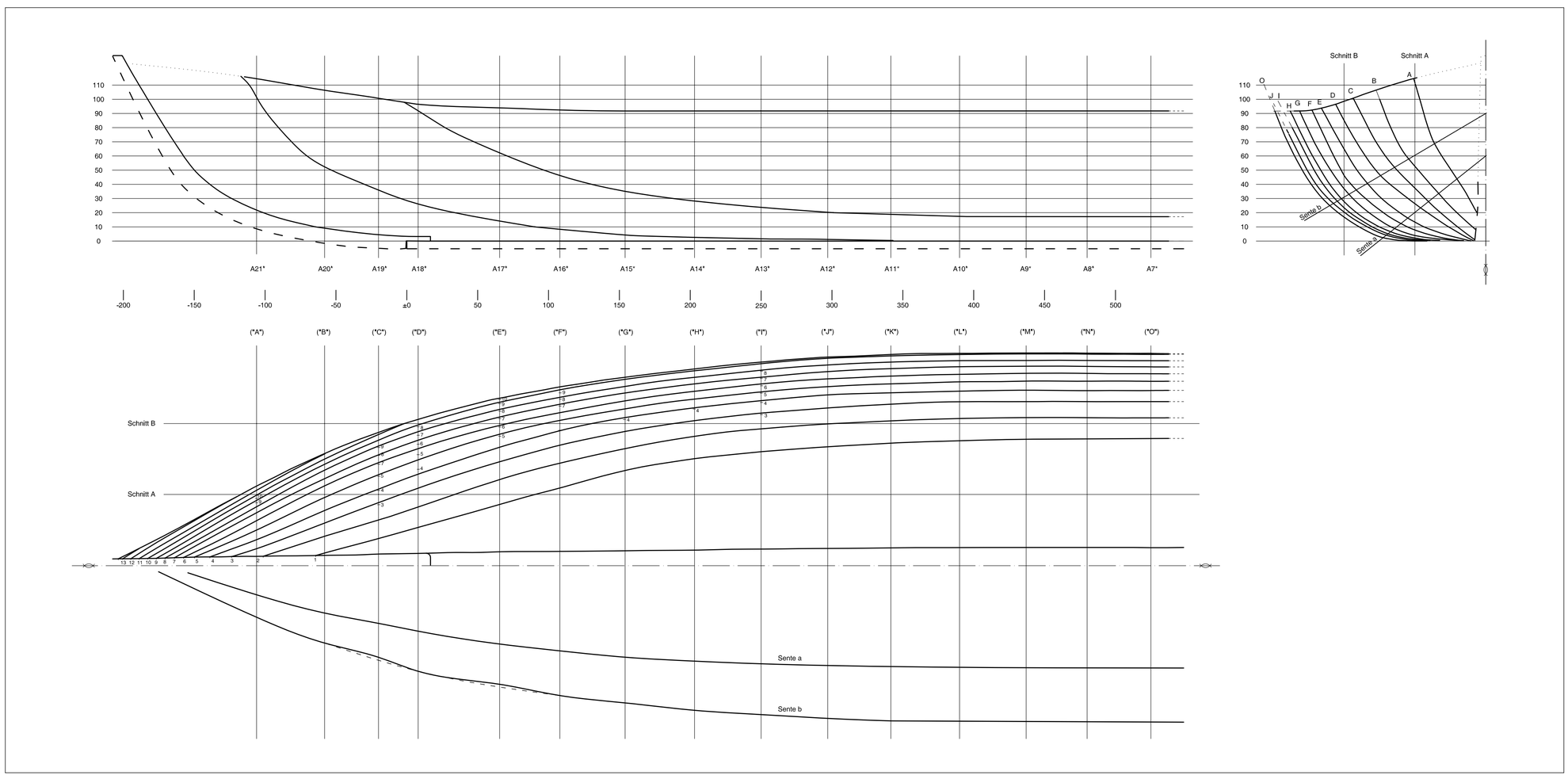

3

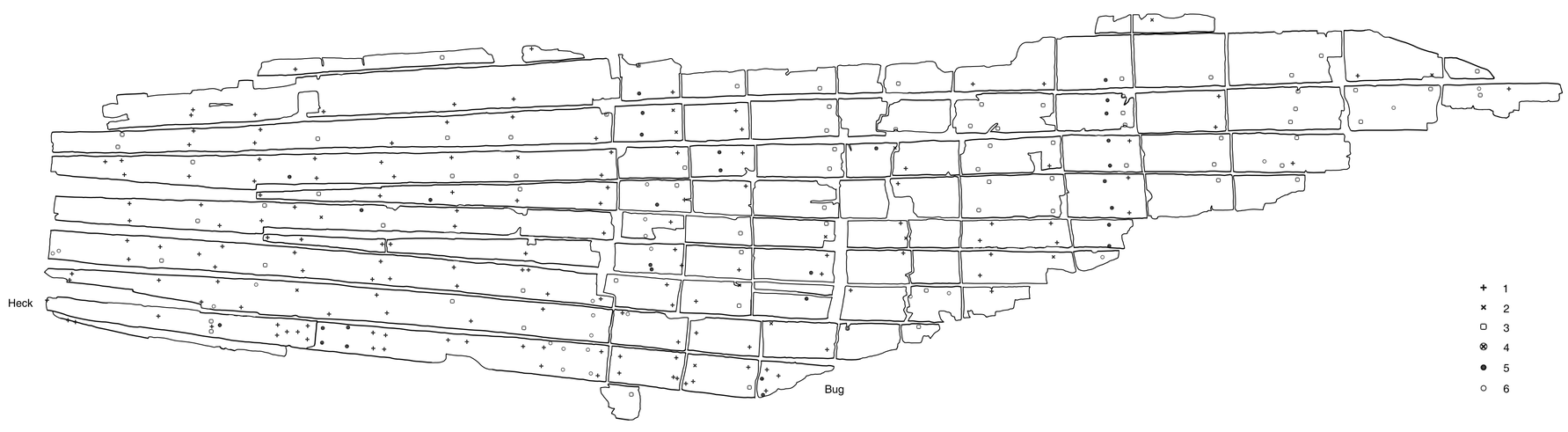

4

Ronald Bockius, Die spätrömischen Schiffswracks aus Mainz.
Monographien des Römisch-Germanischen Zentralmuseums, Band 67 (Mainz 2006)
Beilage 5

Wrack 3. – Planzeichnungen auf der Basis der photogrammetrischen Aufnahme in situ durch W. Böhler, Fachhochschule Mainz, 1981-1983. – 1 Draufsicht in Fundlage mit disloziertem Segment S 5. – 2 Längsschnitte mit Ansicht von Stb. (oben) und von Bb. (unten) sowie Draufsicht (Mitte) nach Rückdrehung in näherungsweise Schwimmlage (dazu die Querschnitte Beilage 6, 2). – M. = 1:25.

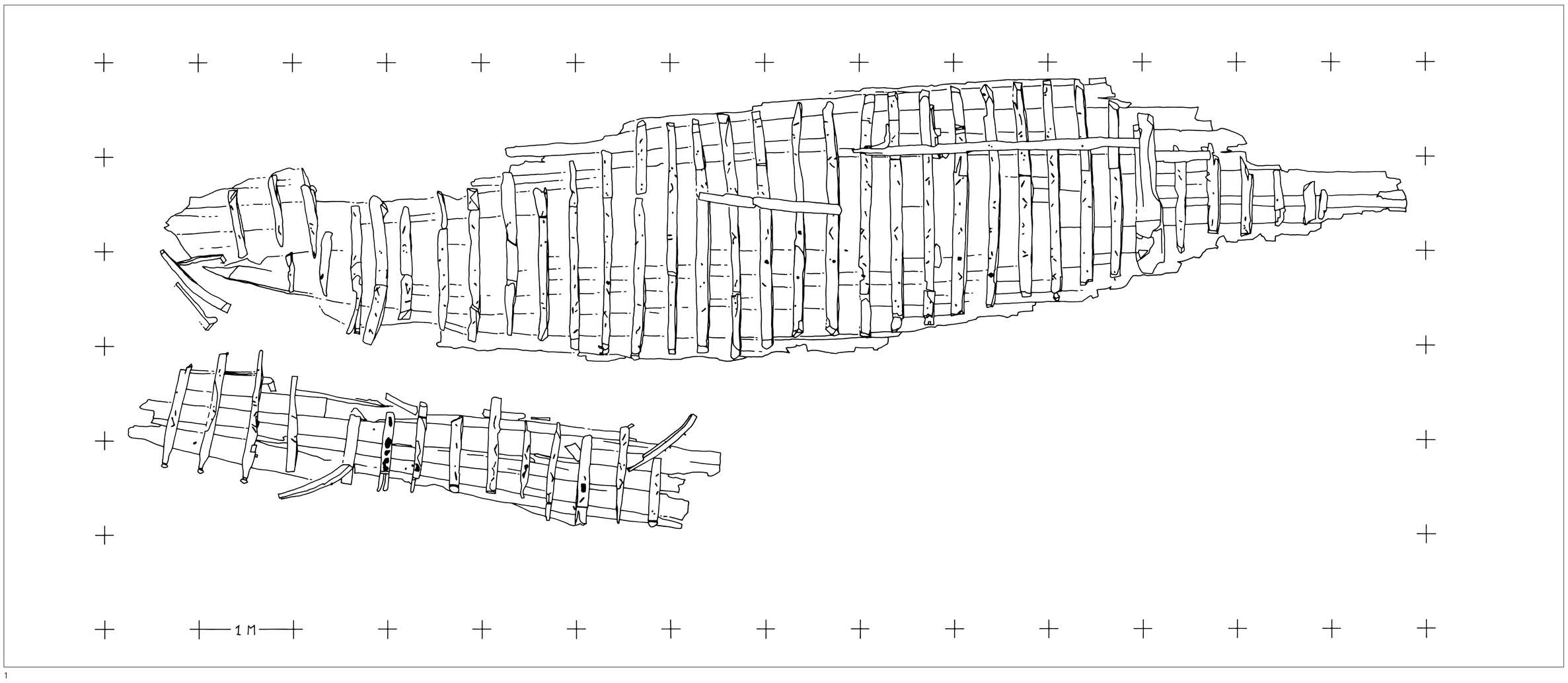

1

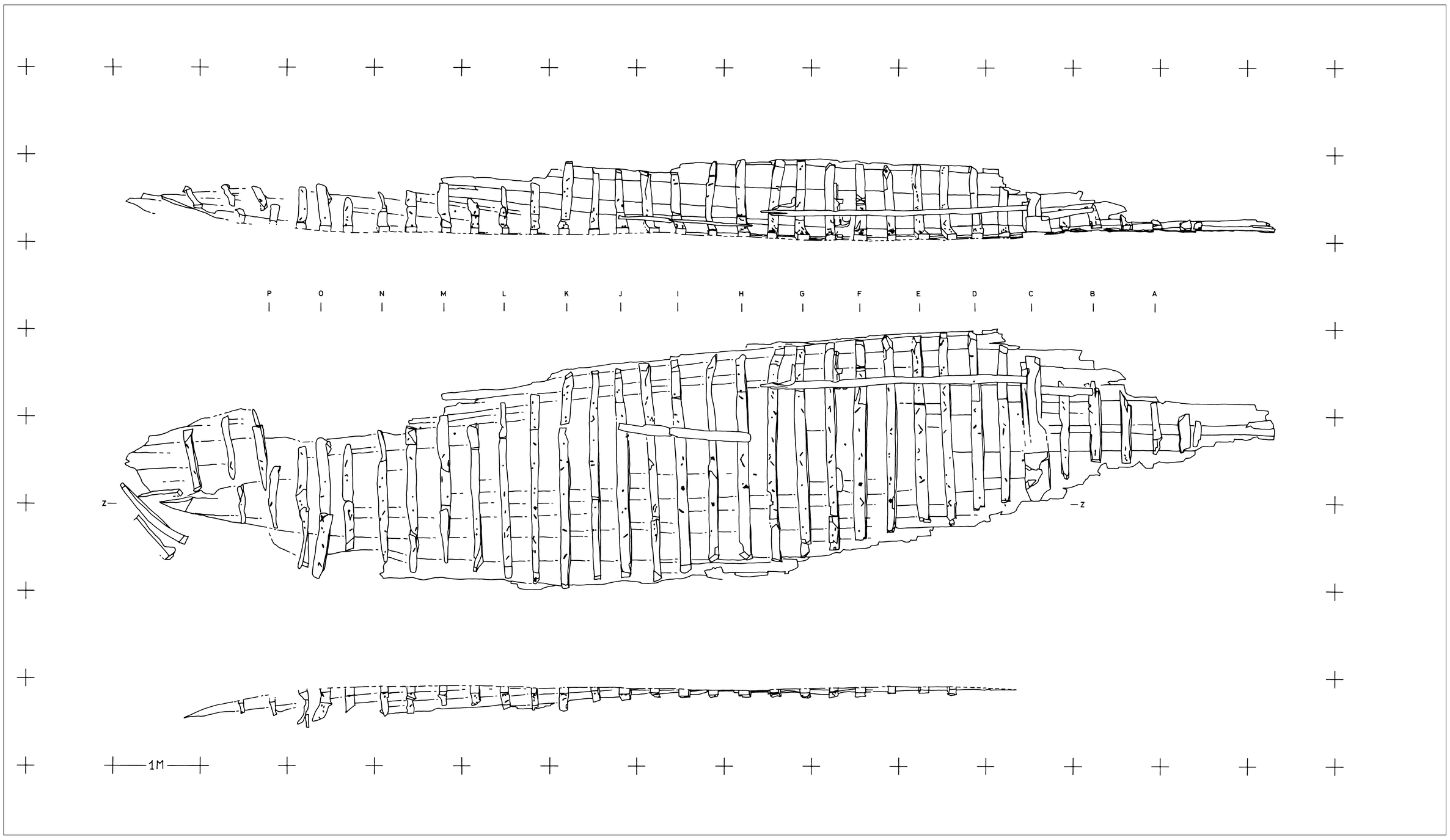

2

Ronald Bockius, Die spätrömischen Schiffswracks aus Mainz. Monographien des Römisch-Germanischen Zentralmuseums, Band 67 (Mainz 2006)
Beilage 6

Wrack 3. – 1 Schiffsgeometrischer Rekonstruktionsentwurf auf der Basis ausgewählter Spantkurven, anderer wrackspezifischer Daten und Heranziehung einer Sekundärquelle als Linienplan. – 2 Photogrammetrisch basierte Querschnitte (zu Beilege 5, 2). – 3 Abwicklung der Außenhaut einschließlich Segment S 5 mit technischen Details. – M. = 1:25.

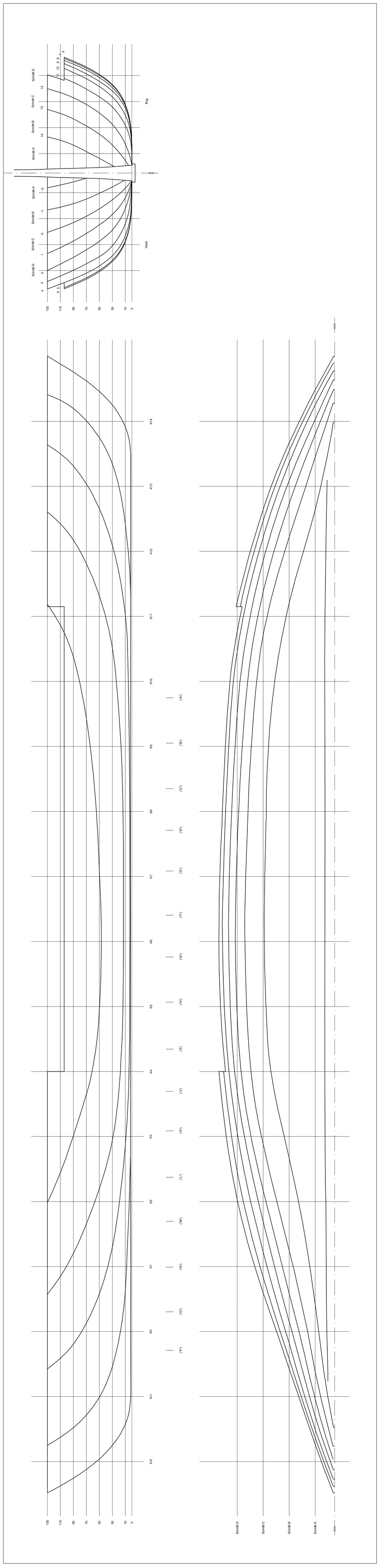

1

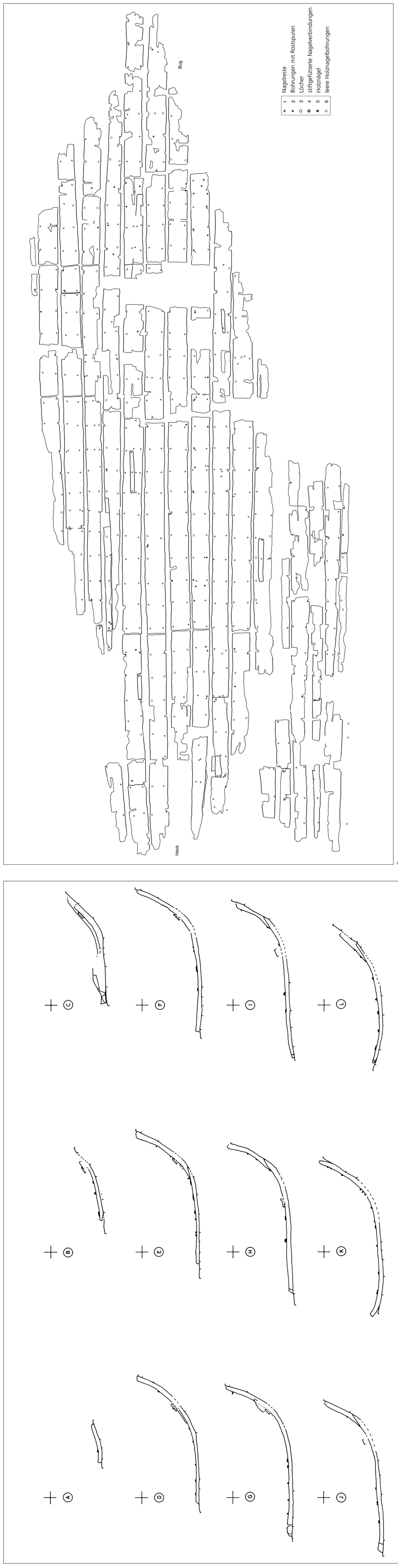

2

3

Ronald Bockius, Die spätrömischen Schiffswracks aus Mainz.
Monographien des Römisch-Germanischen Zentralmuseums, Band 67 (Mainz 2006)
Beilage 7

Wrack 4. – Planzeichnungen auf der Basis der photogrammetrischen Aufnahme in situ durch W. Böhler, Fachhochschule Mainz, 1981-1983. – 1-2 Draufsicht (1 oben) Seitenansicht von Stb. (1 unten) und Querschnitte (2) nach Rückdrehung in näherungsweise Schwimmlage. – 3 Abwicklung der Außenhaut mit technischen Details. – M. = 1:20.



1

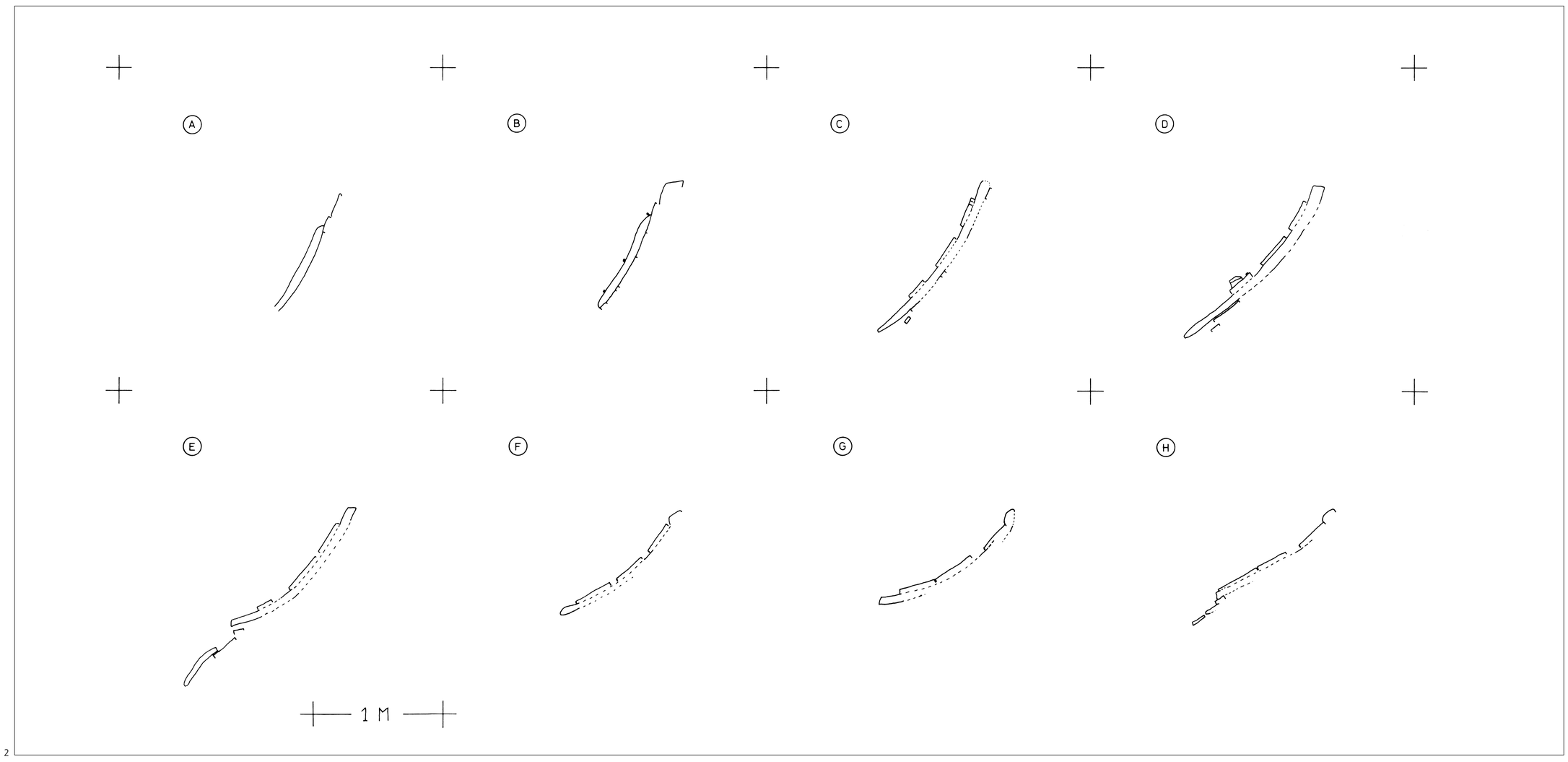

2

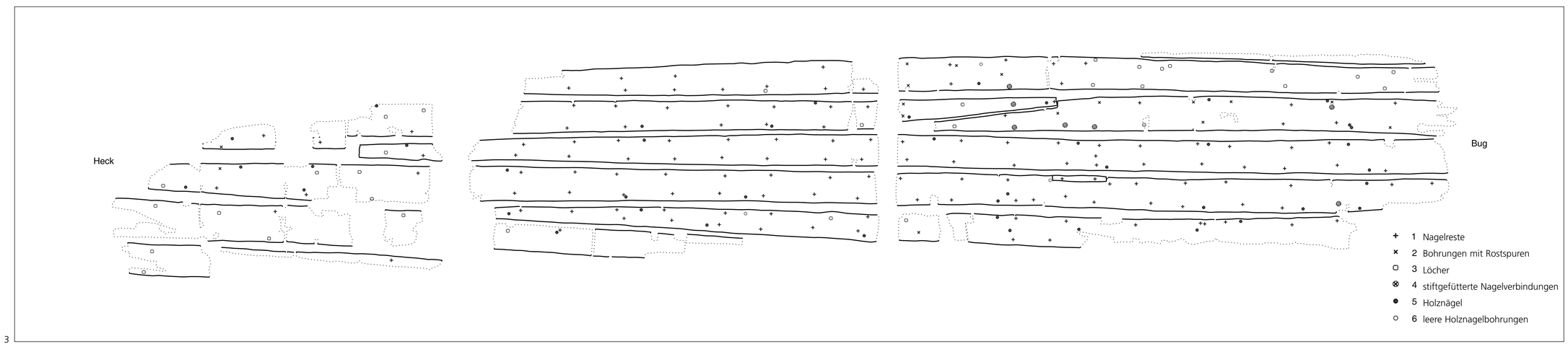

3

Ronald Bockius, Die spätrömischen Schiffswracks aus Mainz.
Monographien des Römisch-Germanischen Zentralmuseums, Band 67 (Mainz 2006)
Beilage 8

Wrack 5. – 1 Planzeichnungen auf der Basis der photogrammetrischen Aufnahme in situ durch W. Böhler, Fachhochschule Mainz, 1981-1982. Längsschnitt (oben) und Draufsicht (unten) nach Rückdrehung in näherungsweise Schwimmlage (dazu die Querschnitte Beilage 9, 1). – 2 Schiffsgeometrische Rekonstruktion auf der Basis ausgewählter als Linienplan. – 1 M. = 1:20; 2 M. 1:25

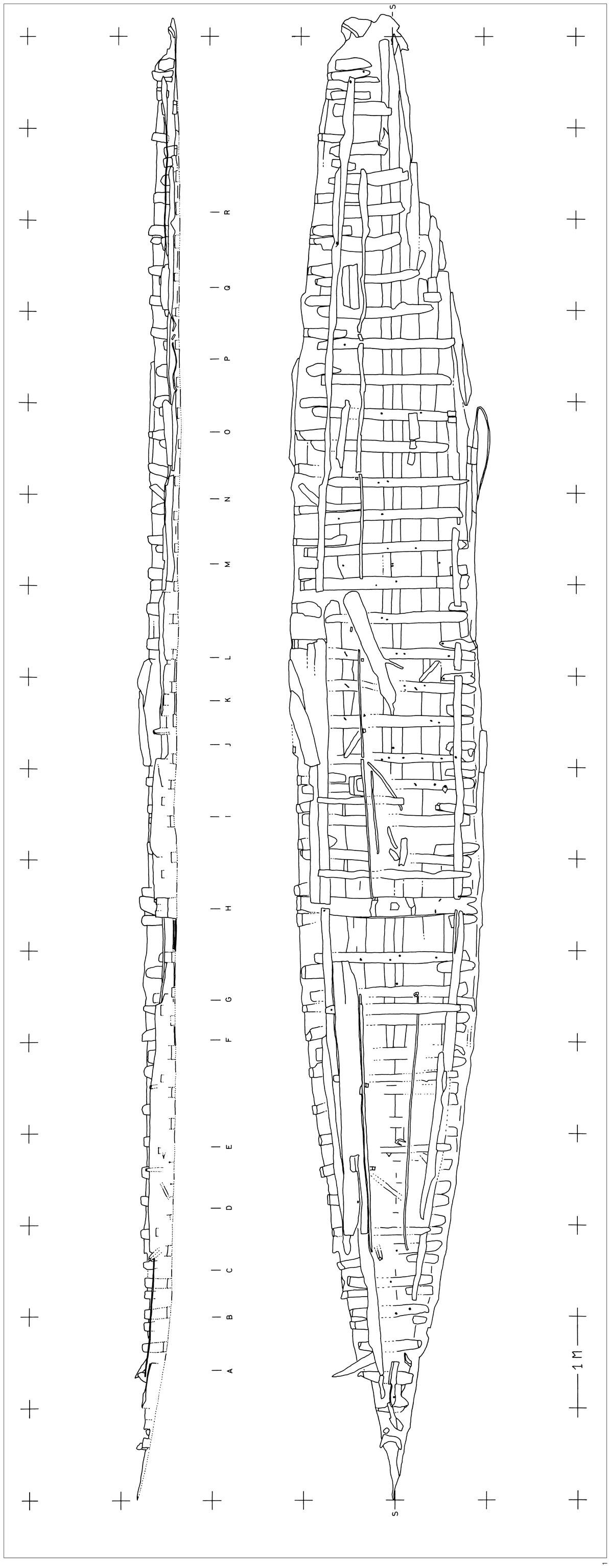

1

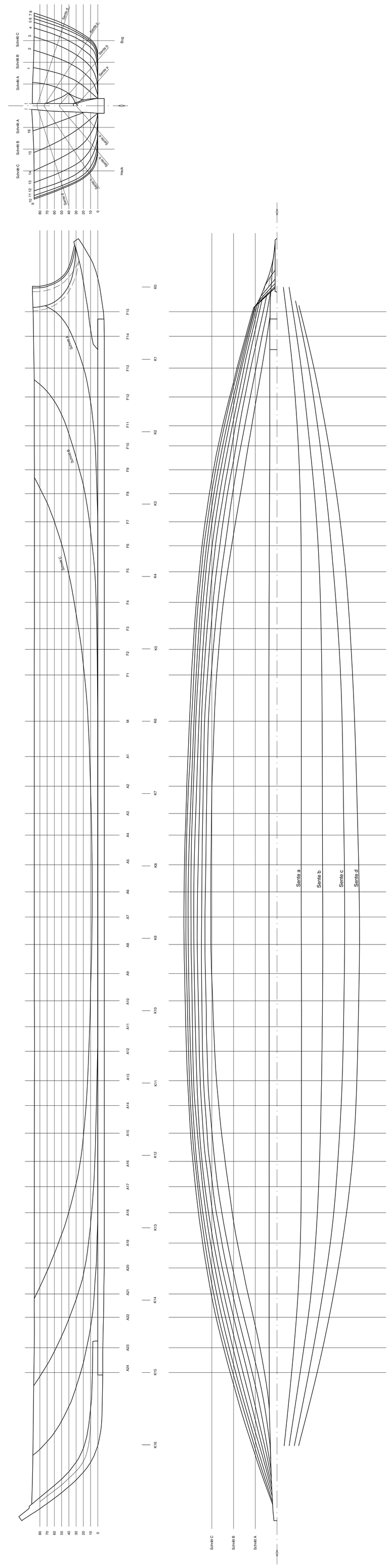

2

Wrack 5. – Photogrammetrisch basierte Querschnitte (zu Beilege 8, 1). – Abwicklung der Außenhaut mit technischen Details. – M. = 1:20.

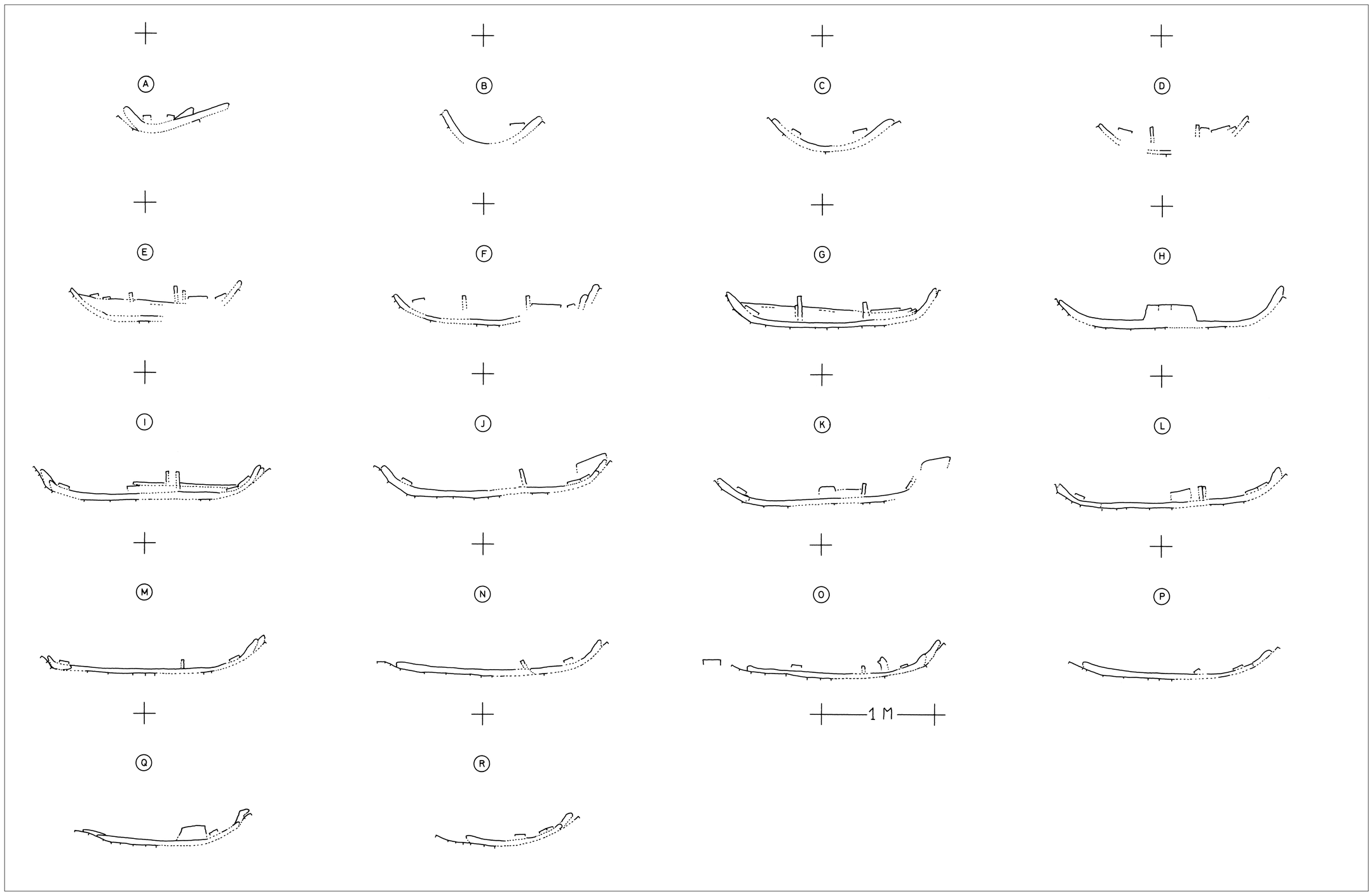

1

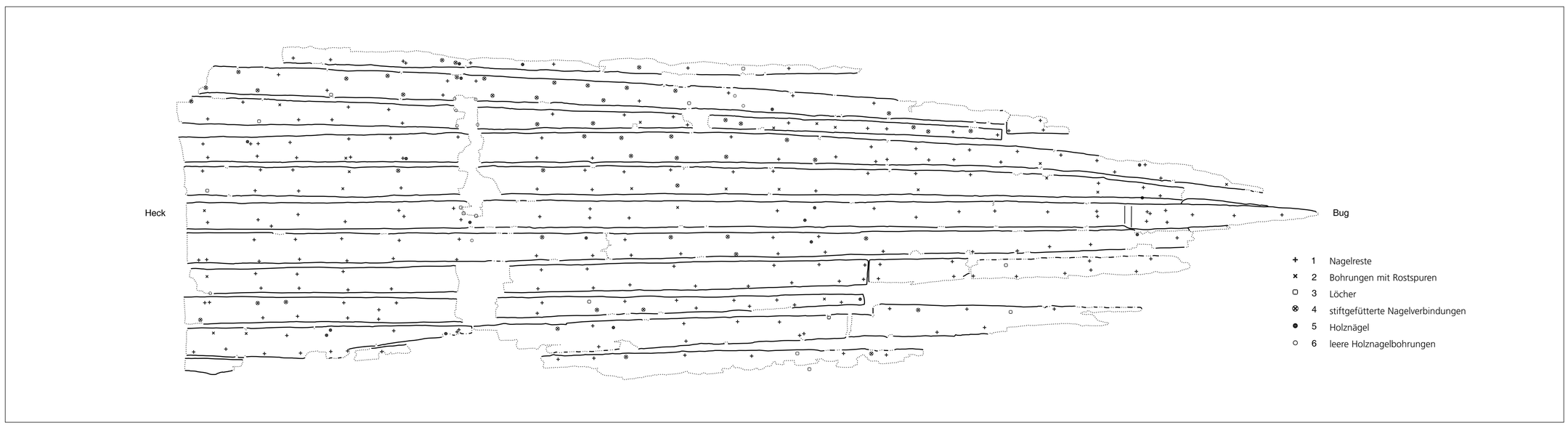

2