
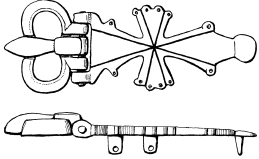
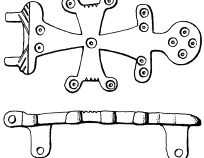
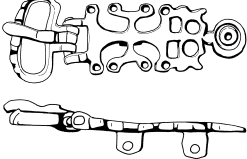
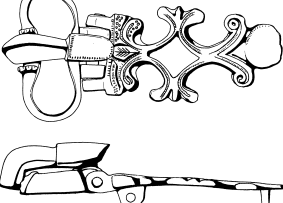
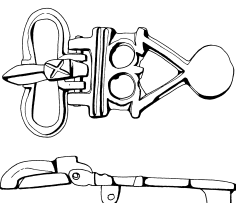
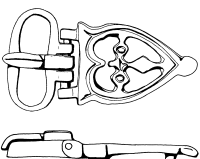
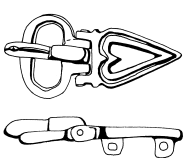
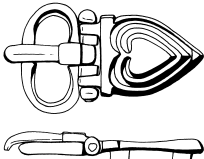
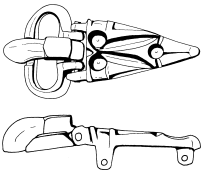
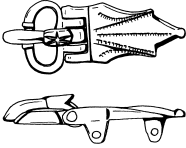
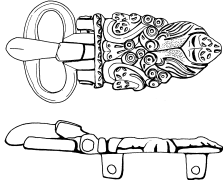
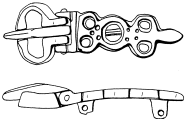
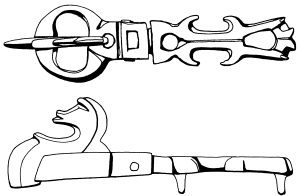
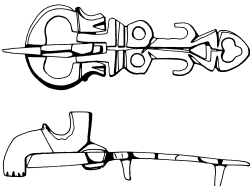
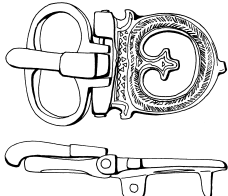
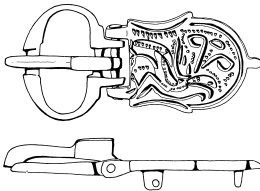
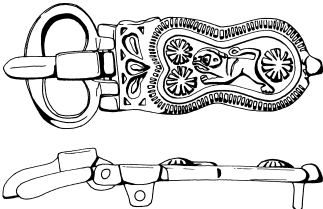

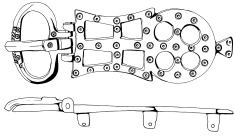

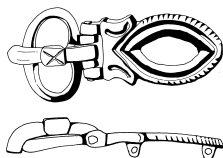
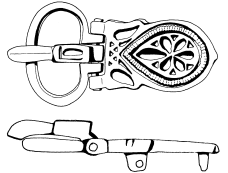
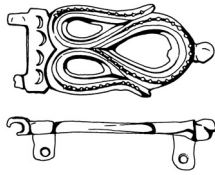
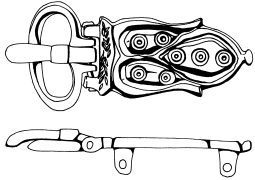
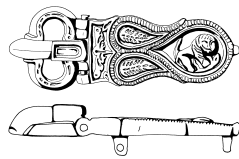
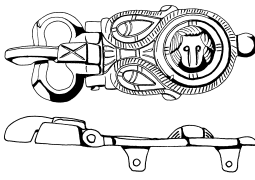
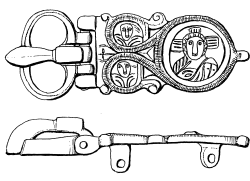
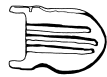
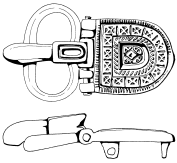
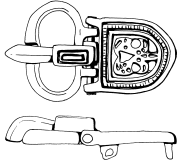
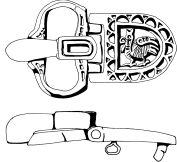
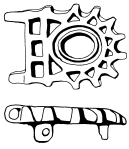
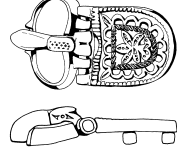
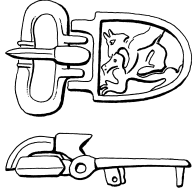
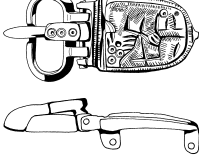
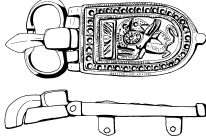
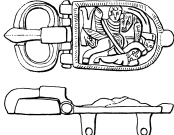
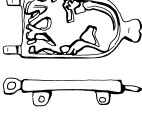


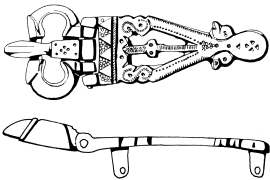

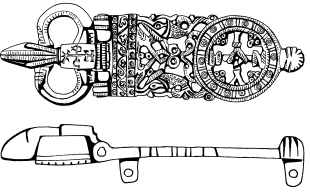
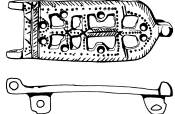
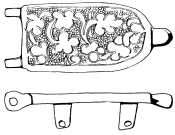
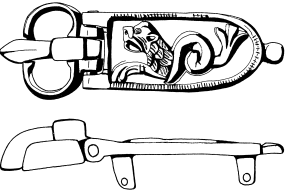
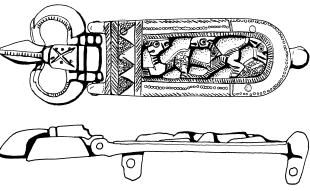
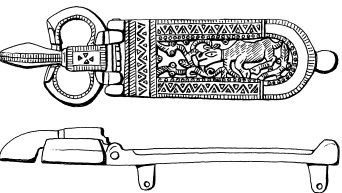
CHRONOLOGIETABELLE DER SCHNALLENTYPEN

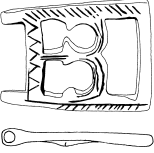
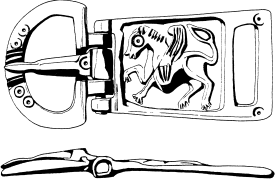
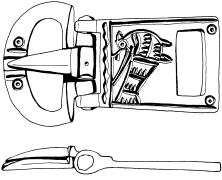

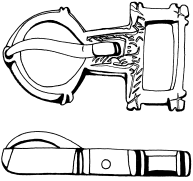
	Typ	600	700	800	900	1000	1100
	E1						
	E2						
	E3						
	E4						
	E5						
	E6						
	E7						
	E8						
	E9						

	Typ	600	700	800	900	1000	1100
	E10						
	E11						
	E12						
	E13						
	E14						
	E15						
	E16						
	E17						
	E18						

	Typ	600	700	800	900	1000	1100
	E19						
	E20						
	E21						
	E22						
	E23						
	E24						
	E25						
	E26						
	E27						
	E28						

	Typ	600	700	800	900	1000	1100
	E29		█				
	E30		█				
	E31		█				
	E32		█				
	E33		█				
	E34		█				
	E35			█			
	E36		█	█			
	E37		█				
	E38		█	█			
	E39			█			

	Typ	600	700	800	900	1000	1100
	F1						
	F2						
	F3						
	F4						
	F5						
	F6						
	F7						
	F8						

	Typ	600	700	800	900	1000	1100
	G1						
	G2						
	G3						
	G4						
	G5						

	Typ	600	700	800	900	1000	1100
<p>a b c </p>	H1						
<p>a b </p>	H2						
<p>a b c d e </p>	H3						
<p>a b c d </p>	H4						