

APPENDICES

Appendix 1 Parameters for Creating the IconAegean Databases

There are ten Parameters which govern the creation of the IconAegean Databases.

1. The IconAegean Classification encompasses all seal, signet and sealing designs.

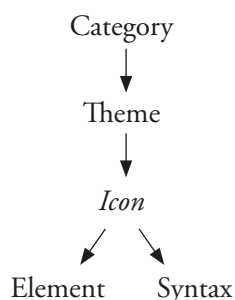
Even if there is only one example of the iconography it must be included, provided that it is a representation on a *bona fide* Aegean seal, signet or sealing. Insistence that the classification covers all designs ensures that discussions are firmly based on the whole of the material and not on only a few well-known pieces which may not even show the most characteristic features.

2. The IconAegean Classification is sourced only in seal designs.

Working only with the iconography of the seal designs provides an internally consistent classification and avoids circular arguments involving other artistic media. However, the Classification is applicable to designs in the other media because they partake in the same cultural identity and share the same artistic idiom.

3. The IconAegean Classification is set out in an Hierarchical Schema of 5 divisions.

These divisions are the 5 iconographic fields in the Databases named Category, Theme, *Icon*, Element and Syntax. This Hierarchical Schema comprises 4 levels, working down from Category to Theme to *Icon*, with Element and Syntax at the 4th level explaining the detail of the *Icon* which is the most important artistic division:



The Element and Syntax levels only describe detail that can be assessed across all the seals. In each IconAegean Database record the seal design is first classified by its main topic and then described by the Key Words of the standard IconAegean Vocabulary.

4. The IconAegean Classification classifies the images by working down the 4 schema levels.

For the first three levels the main subject matter is the sorting factor and is decided by assessing the *Icon* that shapes the image. At the first level of the Category division, the images are sorted by main topic into 10 general groupings like human figures and fauna. The order is humans first, followed by the fantastic, then the world of nature, then geometric designs and finally writing and miscellaneous. Then each of these Categories is sorted at a second level into Themes like bull sports and animal attack. The order within these is symbolic treatment followed by featured images, then peaceful to aggressive for humans and then animals, then floral and foliate, and finally geometric curvilinear to angular and text. Then the Themes are sorted at the third level into *Icons* like VIP with familiar and animal flying gallop. The order here is the same as that guiding the entries under Themes. Subsequently, the detail of the *Icon* is described at the fourth level in the Element and Syntax divisions. In the Element division the most important features are described first, moving down to subordinate detail. This usually entails discussing the Elements in the centre section first and then working out to the periphery. In the Syntax division the order is shape of seal face first, then a statement of the overall organisation of the design followed by any

special design effects and then descriptions of the syntactic relationships of the Elements handled in the same order as for the Element details.

5 The core of the IconAegean Classification is the *Icon* – the memorable image – compounded out of content and shape.

Creating with *Icons* is the compositional imperative of Aegean art. The *Icon* may be a simple bold design or it may be an involved image. A Theme may need a series of *Icons* to give it full expression. It is characteristic of Aegean art that there are a relatively small number of Themes which are regularly portrayed by the same *Icons*.

6 The IconAegean Classification recognises the importance of the *Icon* by designating an image as the Paradigm example (P).

This is the particularly detailed and finely worked seal design that gives the classic statement of the *Icon*. The term “Paradigm” conveys the sense of the most characteristic example and represents the fullest development of a type, rather than the first, and often therefore embryonic, example from which others have been developed.

7 The IconAegean Classification provides an IconAegean Dictionary which lists and defines all the 590 iconographic terms which comprise the standard IconAegean Vocabulary.

These 590 terms are set out in the IconADict Database as Key Words. They provide the basis for identifications across all the seals and the means of searching the databases on the iconographic data.

8 In the Databases the IMAGE accompanies the text in all presentations of the data.

The IconADict Database presents a defining image for each IconAegean Dictionary term. The accompanying text provides comparisons with other examples to show the full extent of the variations covered by the term. The defining image and comparison images are drawn from a selection of 1000 seal designs, being a subset of the total seal corpus, which examples all the iconography. The image provided is the CMS drawing of the seal impression (and where a CMS entry is not available because the seal is not yet published in the *CMS Volumes*, a drawing commissioned by the Author).

The IconAegean Database presents the CMS data as a one-page entry for each seal face image. At the top of the page, the image provided is the CMS drawing of the seal impression. Below this image the iconographic descriptions are set out, following the accepted procedure for discussing a seal design from the impression.

9 The IconAegean Classification chooses iconographic terms that are as objective as possible.

These Key Words are carefully defined in the IconAegean Dictionary in the IconADict Database. Interpretative, emotive, or anachronistic terms, even if they have a history of use in Aegean art discussions, are eschewed. Descriptive terms are employed instead.

10 The IconAegean Databases are to be user-friendly.

This Parameter guides decisions about entering the data in clear layouts, such as in the one-page entry for each seal face image in the IconAegean Database, as well as about handling the interrogation of the Databases and the retrieval of information from the fields by using defined Key Words. This user-friendly Parameter also applies to the creation of the IconAegean Classification. As far as possible, the iconographic terms are to be ordinary words (in English). Specialist terms are coined only when there is no common word available or no acceptable term already in the literature.

Appendix 2 IconAegean Vocabulary Terms

The 590 terms are listed alphabetically along with their field designation and their IAS number.

A

aboard ship I 33, **above** S 42, **above centre, left and right** S 46, **addorsed** S 76, **agrimi head** E 222, **Agrimi Lady** E 017, **Agrimi Lord** E 32, **Agrimi Master** E 48, **Agrimi Mistress** E 39, **agrimi** (includes goat) E 221, **agrimiman** E 208, **alighting** S 88, **allover pattern** E 310, **altar** E 158, **amphora** E 185, **angular** T 22, **animal attack** T 017, **animal caring for young** I 104, **animal carrying the catch** I 106, **animal chasing** I 101, **animal contorted** I 105, **animal crunching** I 102, **animal distressed** I 104, **animal feeding on the catch** I 107, **animal file** I 83, **animal flying gallop** I 84, **animal flying leap** I 85, **animal group** I 82, **animal head** I 79, **animal head featured** T 18, **animal holding at bay** I 99, **animal leg** E 234, **animal netted** I 97, **animal pair** I 81, **animal parts plus** I 72, **animal penned** I 96, **animal protome** I 80, **animal rearing** I 89, **animal resting** I 87, **animal reverse twist** I 86, **animal sacrificed** I 98, **animal scratching** I 90, **animal seizing** I 103, **animal stalking** I 100, **animal standing** I 88, **animal study** T 13, **animal suckling** I 93, **animal tethered** I 95, **animal with the special object** I 78, **animals at the curved altar** I 76, **animals at the grand pillar** I 75, **animals at the tree of life** I 74, **animals mating** I 92, **animals one head pair** I 77, **animals playing** I 91, **antithetic J spirals** E 295, **antithetical group** S 22, **archer** E 70, **argonaut** E 247, **arms high gesture** E 125, **arrayed** S 90, **arrow** E 113, **ashlar shrine** E 166, **athletic sports** T 6, **attendant** E 255, **Axe Lord** E 27,

B

band E 311, **barrier** E 177, **bearer** E 59, **beckoning gesture** E 123, **bee** E 236, **bee smoker** E 170, **bee with honeycomb** I 112, **beehive** E 237, **beehive with bees** I 111, **below** S 44, **below centre, left, right** S 47, **belt, belt and kilt** E 87, **bird** E 235, **bird flying** I 110, **Bird Lady** E 019, **Bird Lord** E 34, **Bird Mistress** E 42, **bird rising** I 109, **bird staying** I 108, **bird study** T 14, **birdwoman** E 203, **boar** E 225, **boar head** E 226, **boat, grand boat** E 173, **border** E 309, **border surround and border edge** S 48, **boulder** E 289, **boulder kneeler** E 56, **boulders with plants** E 157, **bow** E 112, **Bow Lady** E 10, **Bow Lord** E 24, **branch** E 274, **brandishing gesture** E 129, **brimmed hat** E 103, **bull** E 219, **bull head** E 220, **Bull Lord** E 31, **Bull Master** E 47, **Bull Mistress** E 38, **bull sports** T 5, **bullman** E 207, **bundle** E 179, **butterfly** E 238,

C

C spiral E 296, **cap hat** E 100, **cape** E 92, **carrying pole** E 199, **carrying pole with loads** E 200, **carrying the catch** I 52, **carrying the special object** I 26, **cat** E 229, **cat head** E 230, **catch** E 259, **celestial sign** I 15, **centre** S 39, **chariot wagon and gear** E 191, **chest gesture** E 119, **chevron** E 316, **circle** S 1, **circling** S 84, **circular** I 120, **climactic point** S 20, **cloak** E 91, **cloak knot** E 150, **close** S 73, **coil spiral** E 293, **collar** E 182, **combination** S 50, **compound line shapes** I 123, **contorted** S 82, **cord** (includes leash and tether and bonds) E 181, **couchant** S 64, **crab** E 249, **crested helmet** E 106, **crocodile** E 212, **crocus flower** E 268, **cross** E 315, **crosshatching** E 328, **cultscape** S 19, **curlshape** E 143, **curve fit** S 49, **curved altar** E 159, **curvilinear** T 21,

D

dado E 331, **dealing with the catch** I 53, **decorative** S 13, **dentate band** E 313, **diagonal play** S 21, **diagonal robe** E 88, **diaphanous** E 85, **diaphanous pants** E 84, **dilatory symmetry** S 30, **displayed** S 75, **Dolphin Lady** E 20, **dolphin leaping** I 113, **Dolphin Lord** E 35, **Dolphin Master** E 51, **Dolphin Mistress** E 43, **dolphin** (includes porpoise) E 242, **dot** E 321, **double axe** E 147, **double axe with scarf** E 148, **double horns** E 146, **double leaf** E 277, **double leaf band** E 278, **dragon** E 211, **Dragon Lady** E 14, **dragonfly** E 239, **dreipass spiral** E 300, **driver** E 67, **driving the chariot** I 43, **duality** S 38,

E

eight shield E 107, **elevated** S 74, **ellipse** E 323, **elliptical** I 121, **entwined** T 23, **Epiphany Lady** E 6, **Epiphany Lord** E 21, **erect** S 71, **ewer** R 152,

F

falling S 61, **familiar** E 254, **fantastic creations** C 4, **far left** S 43, **far right** S 45, **fauna** C 5, **featured image** T 2, **female, male, juvenile** E 253, **festoon** E 176, **fish** E 243, **fish swimming** I 114, **fisherman** E 63, **flask** E 189, **flat hat** E 104, **fleecy skirt** E 79, **flora** C 7, **floral** T 19, **flounced pants** E 83, **flounced skirt** E 76, **flower** E 260, **flower cross** E 270, **flower field** E 261, **Flower Lady** E 12, **fluttering pair** E 144, **flying** S 87, **flying fish** E 244, **flying fish skimming** I 115, **flying gallop** S 78, **flying leap** S 79, **flying messenger** I 16, **focus** S 9, **foliate** T 20, **forehead gesture** E 116, **four-corner** E 307, **frieze** S 12, **frilled skirt** E 77, **fringed skirt** E 78, **frontal** S 51,

G

gardant S 69, **garland** E 269, **gate shrine** E 168, **genius** E 210, **Genius Master** E 44, **geniusman** E 205, **geometric** C 8, **gesture** E 115, **gesturer** E 57, **gesturing** I 21, **glen** E 288, **gown** E 90, **grainshape** E 141, **Great Lady** E 7, **greeting gesture** E 121, **grid** E 324, **griffin** E 213, **Griffin Lady** E 15, **Griffin Lord** E 29, **Griffin Master** E 45, **Griffin Mistress** E 36, **groundline** S 25, **guilloche** E 308,

H

half kneeling S 59, **hands high gesture** E 126, **hat** E 95, **heart gesture** E 118, **herder** E 62, **hexagram** E 326, **hide apron** E 094, **Hieroglyphic sign** E 332, **high hat** E 97, **hips gesture** E 120, **holding hands gesture** E 127, **horn bow** E 145, **horn bow hat** E 96, **horse** E 232, **hound** E 227, **hound head** E 228, **Hound Lady** E 18, **Hound Lord** E 33, **Hound Master** E 49, **Hound Mistress** E 41, **hovering symbol** I 14, **human artefact** C 3, **human couple** I 27, **human ear, ear** E 133, **human eye, eye** E 132, **human figures** C 1, **human group** I 29, **human hand** E 134, **human head** E 131, **human head frontal** I 31, **human head profile** I 30, **human leg** E 135, **human pair** I 28, **human parts plus** I 71, **hunt duelling** I 47, **hunt wrestling** I 48, **hunter** E 74, **hunter aiming** I 46, **hunter fallen** I 51, **hybrid humans** T 11, **hybrid man** I 69, **hybrid man somersaulting** I 70, **hybrid woman** I 68,

I

ikrion E 194, **impaled triangle** E 335, **in saltire** S 77, **inanimate plus** I 73, **increased size** E 338, **insect study** T 15, **interlocking** S 32, **inverted** S 67, **iris flower** E 267, **ivy leaf** E 279, **J spiral** E 294, **jug** E 188,

J

spiral E 294,

K

kneeling S 55, **kneeling the boulder** I 19,

L

Lady E 2, **landscape** S 16, **lappet skirt** E 81, **large size** E 336, **lattice shrine** E 167, **leaf** E 275, **leaf band** E 276, **leaper** E 71, **leaper bulldogging** I 39, **leaper fallen** I 38, **leaper falling** I 37, **leaper landing** I 36, **leaper preparing** I 34, **leaper somersaulting** I 35, **leaping** S 89, **left** S 40, **lily flower** E 266, **Linear A sign** E 333, **Linear B sign** E 334, **lion** E 217, **lion head** E 218, **Lion Lady** E 16, **Lion Lord** E 30, **Lion Master** E 46, **Lion Mistress** E 37, **lionman** E 206, **lionwoman** E 204, **long pants** E 82, **Lord** E 3, **lowered** S 72, **lozenge** E 319, **lunette** E 320, **lying** S 62, **lyre** E 184,

M

Mace Lord E 28, **major constructions** T 8, **man** E 53, **man carrying loads** I 59, **man full figure** I 54, **man with animal** I 55, **man with tool** I 57, **man with vessel** I 56, **man with weapon** I 58, **mantle** E 93, **marbling** E 287, **mast and stays** E 195, **Master** E 5, **Master of Animals** I 13, **meander** E 314, **meeting** I 20, **Mighty Lord** E 22, **minor constructions** T 9, **mirror reverse** S 23, **miscellaneous** C 10, **Mistress** E 4, **Mistress of Animals** I 11, **Mistress with Animal** I 12, **monkey** E 215, **moon crescent** E 138, **moon disk** E 137, **mountain view** S 11, **multiple flora** I 118,

N

net E 183,

O

oar, steering oar E 197, **octopus** E 245, **orb rod** E 155, **other** T 25, **oval halved** S 4, **oval horizontal** S 2, **oval vertical** S 3,

P

palm plant E 281, **palm tree** E 282, **palmette** E 283, **palmette band** E 284, **palmette pattern** E 285, **panel** E 80, **panoply** E 114, **papyrus flower** E 265, **parading** S 24, **parallel** S 36, **passenger** E 68, **paving** E 178, **peaceful activities** T 3, **peaked hat** E 98, **pentagram** E 325, **perimeter groundline** S 26, **petaloid, truncated petaloid** E 303, **pillar shrine** E 164, **pillar, grand pillar** E 171, **pillarshape** E 142, **piriformshape** E 140, **pithos** E 186, **plainhatching** E 327, **plant** E 272, **plant clump** E 273, **plumed hat** E 101, **pointed hat** E 99, **pointing gesture** E 124, **pole** E 198, **porter** E 64, **potter** E 65, **power gesture** E 128, **predator** E 257, **prey** E 258, **processing** I 22, **processing** S 56, **processor** E 60, **profile** S 52, **protome** E 233, **pulling the tree** I 18,

Q

quadruped E 216, **quarry** E 256, **quatrefoil flower** E 263, **quatrefoil flower pattern** E 264,

R

radiation division 3, 4, 5, 6, 8 S 31, **ram** E 223, **ram head** E 224, **Ram Mistress** E 40, **rampant** S 66, **rapport** S 33, **reaching gesture** E 122, **rectangle horizontal** S 6, **rectangle rolled** S 8, **rectangle vertical** S 7, **reduced size** E 339, **reflectional symmetry** S 27, **regardant** S 70, **reverse twist** S 80, **rhyton** E 190, **right** S 41, **ring** E 322, **rising** S 86, **rocky ground** E 286, **rope band** E 312, **rosette flower** E 262, **rotational symmetry** S 28, **round hat** E 102, **running** S 58, **running spiral band** E 302,

S

S spiral E 297, **sacrifice altar** E 161, **sacrificing on the altar** I 25, **sail** E 196, **sailing ship** I 63, **sailor** E 69, **scarf** E 86, **scarf knot** E 151, **scorpion** E 241, **scratching** S 83, **script** C 9, **script sign** I 124, **sea creature study** T 16, **Sea Lady** E 13, **sea life** C 6, **sea urchin** E 250, **seafaring** T 4, **seahorse** E 248, **seascape** S 18, **seat** E 175, **Seated Lady** E 8, **seaweed** E 290, **sejant** S 65, **sequence** S 35, **server** E 58, **servng at the altar** I 23, **servng at the shrine** I 24, **set** S 34, **shell** E 251, **ship** E 193, **ship ikrion** I 64, **shoulder gesture** E 117, **shrine** E 162, **side-pleated skirt** E 80, **single axe** E 149, **single flora** I 117, **sitting** S 54, **skirt** E 75, **skyline** E 139, **skyphos** E 187, **small size** E 337, **somersaulting** S 60, **spear, grand spear** E 111, **special building** I 61, **special object** I 60, **specimen** I 116, **sphinx** E 214, **spider** E 240, **spiked pole** E 201, **spiraliform** I 119, **sport running** I 40, **sport wrestling** I 41, **square** S 5, **squid** E 246, **staff** E 110, **Staff Lady** E 9, **Staff Lord** E 23, **stag** E 231, **Stag Master** E 50, **stage** S 10, **stagman** E 209, **stalagmiteshape** E 172, **standing** S 53, **statant** S 63, **staying** S 85, **straight line shapes** I 122, **striding** S 57, **stylized humans** C 2, **stylized man** E 54, **substitution** S 37, **sunburst** E 136, **suspended** S 68, **swastika** E 318, **sword** E 109, **Sword Lady** E 11, **Sword Lord** E 25, **symbolic** T 1,

T

table altar E 160, **talismanic** S 14, **tending the herd** I 32, **text** T 24, **threecorner** E 306, **three-loop** E 305, **tiered shrine** E 165, **toasting gesture** E 130, **tool** I 66, **toothed pole** E 202, **tower shield** E 108, **town houses** E 174, **townscape** S 17, **translatory symmetry** S 29, **tree** E 280, **tree growing from rocky ground** I 17, **tree of life** E 154, **tree puller** E 55, **tree shrine** E 163, **tricurved arch pattern** E 329, **triglyph and half rosette** E 330, **tripartite shrine** E 169, **triple bud** E 271, **triple bud rod** E 156, **Triple Bud Rod Lord** E 26, **triton shell** E 252, **tumbler** E 61, **tumbler somersaulting** I 42, **tunic** E 89, **tusk helmet** E 105, **twoloop** E 304,

U

unknown item E 340,

V

various I 125, **vase** E 153, **vessel** I 65, **vierpass spiral** E 301, **VIP** E 1, **VIP accepting homage** I 3, **VIP appearing on high** I 1, **VIP carrying the catch** I 10, **VIP driving the chariot** I 8, **VIP full figure** I 4, **VIP granting audience** I 2, **VIP in the grand boat** I 7, **VIP leading the prisoner** I 9, **VIP with familiar** I 5, **VIP with server** I 6,

W

war and hunt T 7, **war duelling** I 45, **war equipment** T 10, **warrior** E 73, **warrior aiming** I 44, **warrior armed** I 49, **warrior fallen** I 50, **wateredge** E 291, **waveline** E 292, **weapon** I 67, **whip** E 192, **whirl spiral** E 298, **wickerwork** I 62, **woman** E 52, **worker** E 66, **wounded** S 81, **wrestler** E 72, **writing** S 15, **zakros fantasy** T 12,

Z

zigzag E 317, **zweipass spiral** E 299.

Appendix 3 Print-out of the Entry for the Definition of VIP in the IconADict Database

IconADict

Key Word

VIP

Usage

Vocabulary, [Element](#)

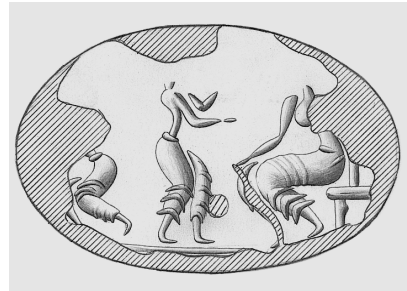
Example

IconADict Number
0299

CMS Number
CMS.II.7.8

IAS Number
E 001

Dictionary



Meaning

VIP is the abbreviation for Very Important Person and is used for any human figure which is depicted as important by one or more of the following 5 indicators:

- 1 the fantastic or the supra-normal: the figure interacts with a **fantastic creature**, or performs some feat not normal for human beings like flying through the air,
 - 2 size differential: the figure is of **large size** or **small size** in relation to other human figures in the scene,
 - 3 pose and position: the figure occupies a position in relation to some **special object** or special place or assumes a special pose,
 - 4 centre of attention: the figure is the recipient of the attention of other human figures,
 - 5 sole subject: the figure is the sole human figure in the design, usually as a **featured image**,
- here the seated figure is a VIP because she exhibits indicators 2, 3 and 4: she is of large size relative to the other figures, she is seated on a **tiered shrine** and a **server** comes towards her, in [0507](#) the figure is a VIP because she exhibits indicator 1: she is interacting with a fantastic creature, her **familiar**, note how she cuddles the **griffin** like a pet,
a female VIP is a **Lady** or a **Mistress**,
a male VIP is a **Lord** or a **Master**

Appendix 4 Print-out of the Classification of CMS I 223 in the IconAegean Database

IconAegean Data

Data View



IconAegean Classification

IconAegean Number **00223**

Category human figures

IAS Number E 029

Theme symbolic

IconA Code 101.005

Icon VIP with familiar

Element VIP as Griffin Lord, wearing diagonal robe, griffin as familiar, wearing cord as collar and leash, three lines as groundline

Some
Element
Records
Incomplete

Syntax circle, focus, Lord front centre, standing profile to left, arm bent to waist holding cord tied into a collar around the griffin's neck, griffin back centre, statant to left, wings elevated, head erect regardant, groundline below

Some
Syntax
Records
Incomplete

Commentary impression and seal show that the hand holding the leash has been set on the wrist wrongly since the palm and curled fingers cannot be seen shown in this position when the arm is held across the body, the band and raised dot on his wrist shows he is wearing a seal but it is not shown in the drawing

Some
Commentary
Records
Incomplete

CMS Record

Some CMS Records Incomplete

CMS Number

CMS.I.223

Seal Form lentoid

Material Group hard stone

Material jasper, red

Provenance Vaphio, tholos, cist in chamber floor

Context Dating LH IIA

Stylistic Dating

LB I-LB II

Notes excavated Mainland, stone, red-orange

CMS Code

010.223

**Appendix 5 Print-out of a Search on VIP granting audience in the
Icon Field in the IconAegean Database, Comparison, 16 results**

IconAegean Data

Comparison

IconAegean Number

00017

CMS Number

CMS.I.17



IconAegean Number

00101

CMS Number

CMS.I.101



IconAegean Number

00179

CMS Number

CMS.I.179

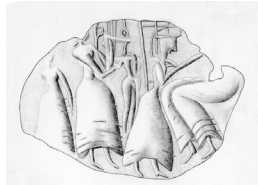


IconAegean Number

00361

CMS Number

CMS.I.361



IconAegean Number

01663

CMS Number

CMS.II.3.103




IconAegean Number

02521

CMS Number

CMS.II.6.5



IconAegean Number

02524

CMS Number

CMS.II.6.8

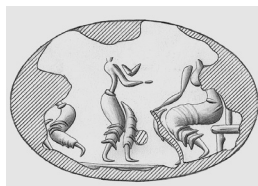


IconAegean Number

02813

CMS Number

CMS.II.7.8



Appendix 5 Print-out of a Search on VIP granting audience in the Icon Field in the IconAegean Database, Comparison, 16 results cont.

IconAegean Data

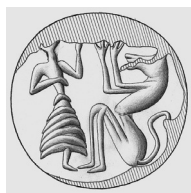
Comparison

IconAegean Number

02829

CMS Number

CMS.II.7.24



IconAegean Number

03329

CMS Number

CMS.II.8.262



IconAegean Number

03335

CMS Number

CMS.II.8.268




IconAegean Number

04803

CMS Number

CMS.V.199



IconAegean Number

05532

CMS Number

CMS.VS.1A.177



IconAegean Number

07132

CMS Number

CMS.VI.284



IconAegean Number

08274

CMS Number

CMS.X.261



IconAegean Number

08366

CMS Number

CMS.XI.30

